

STATISTICAL YEARBOOK 2021



ROYAL BHUTAN POLICE, HEADQUARTERS
THIMPHU: BHUTAN

PREFACE

The Statistical Yearbook 2021 of Royal Bhutan Police is the 10th edition of its kind, which is published annually. The main purpose of the Statistical Yearbook is to provide in a single volume a comprehensive compilation of available statistics on crime registered with Royal Bhutan Police.

Most of the statistics presented in the book are from the database called National Crime Incident Reporting System (NCIRS). It was primarily designed to create crime and criminals related database that can be used for crime monitoring by Headquarter, Division and police station and to facilitate statistical analysis of crime and criminals related information. Apart from the data generated from the system, the book also presents data collected from Thimphu Traffic Division, Fire Service Division.

We expect that the data in the yearbook will serve as the principal source of information for planners, policy makers, researchers and academicians. More importantly, it is expected that the officers and men of RBP will use statistics in this publication to plan and guide their policing actions to further reduce and prevent crime in future. Through this initiative, we also hope that the maintenance of information and updates will become more systematic and efficient.

There may be certain deficiencies in terms of content and coverage in this publication. However, continuous efforts will be made to improve its content, coverage and quality in the future publications. Any comments and suggestions in this regard will be highly appreciated.

Chimi Dorji
Chief of Police
RBP HQ, Thimphu

TABLE OF CONTENT

CHAPTER 1: ANALYTICAL REVIEW	5
Crime Statistics	6
Criminal Incident Record	6
Non-Criminal Incident Record.....	7
Crime Rate.....	8
CHAPTER 2: CRIMINAL OFFENCES	10
Criminal Incidents	10
Drug Crime	11
Crime Against Person	11
Crime Against Property	12
CHAPTER 3: NON-CRIMINAL INCIDENTS	31
Table 3.1: Number of Non-Criminal Incidents Month Wise, 2021	32
Table 3.2: Mode of Suicide, 2017- 2021.....	33
Table 3.3: Number of Persons Who Committed Suicide By Age And Gender 2021	33
Table 3.4: Number of Non-Criminal Incidents By Dzongkhag, 2021.....	34
Table 3.5: Number of Non-Criminal Incidents By Police Station, 2021.....	35
Table 3.6: Number of Non-Criminal Incident Division Wise,2021.....	38
Table 3.7: Number of Non-Criminal Incidents By Age Wise, 2021	39
Table 3.8: Number of Non-Criminal Incidents By Nationality, 2021.....	40
CHAPTER 4: PERSON ARRESTED	41
Table 4.1: Summary of Number Of Persons Arrested Nationality-Wise, 2021.....	42
Table 4.2: Number of Person Arrested Month-Wise By Dzongkhag, 2021.....	43
Table 4.3: Number of Person Arrested Month-Wise By Police Station, 2021	44
Table 4.4: Number of Person Arrested Month-Wise By Division, 2021	45

Table 4.5: Number of Person Arrested Age-Wise , 2021	46
Table 4.6: Summary of Persons Arrested Age-Wise, 2021	49
Table 4.7: Number of Person Arrested Offence-Wise By Nationality, 2021.....	50
CHAPTER 5: FIRE INCIDENTS	54
Table 5.1: Total Number of Person Involved In Fire.....	56
Table 5.2: Accidental or Incidental Fire Incidents By Division, 2021	57
Table 5.3: Types of Fire Incidents By Division, 2021	57
Table 5.4: Types of Fire Incidents By Police Station, 2021.....	58
Table 5.5: Numbers of Fire Incidents By Division Monthly, 2021	59
CHAPTER 6: MOTOR VEHICLE ACCIDENTS	60
Table 6.1: Number of MVAs By Dzongkhags, 2017-2021	62
Table 6.2: Summary Statistics of MVAs By Types Of Incidents	62
Table 6.3: Causes of Fatal MVAs, 2021	62
Table 6.4: Number of Persons Age Wise Killed And Injured, 2021	64
Table 6.6: Number of MVAs Month-Wise By Police Station, 2021	65
CONCLUSION.....	66

DEFINITION AND COUNTING RULE

Definitions

"Criminal incident" is an event that may involve numerous offences, accused perpetrators, and/or victims and is recorded by police as a single case.

"Fatal accident" is a vehicle accident that results in the death of at least one person. "Motor vehicle accident" is when a vehicle collides with another vehicle, a person, an animal, a motorbike, a bicycle, road debris, a tree, pole, or a structure, or is struck by falling rocks, trees, or other objects.

"Natural death" refers to the death of a person due to natural factors such as age, sickness, or illness that is not directly affected by external forces.

"Non-criminal incident" is an event that is not criminal in nature. Natural death, unnatural death, attempted suicide, unintentional injury, and missing person are all examples of non-criminal incidents in this book.

"Unnatural death" refers to a person's death that isn't caused by natural causes. This includes death due to suicide, falls, unintended drowning, hypothermia, alcohol, poisoning, and overdoses. This category excludes homicide and death due to motor vehicle accidents.

Counting rules

The Principal Offence rule- The single criminal incident may involve one or more offences and only the most serious offence committed within an incident is selected for statistical purposes. This is achieved by ranking offences in order of seriousness and taking the highest-ranked offense as the principal offence.

CRIME IN BHUTAN

TRENDS THAT ARE RESHAPING BHUTAN'S CRIMINAL JUSTICE SYSTEM

37.3%

CRIME RATE OF BHUTAN IN 2021 WAS 37.3%.

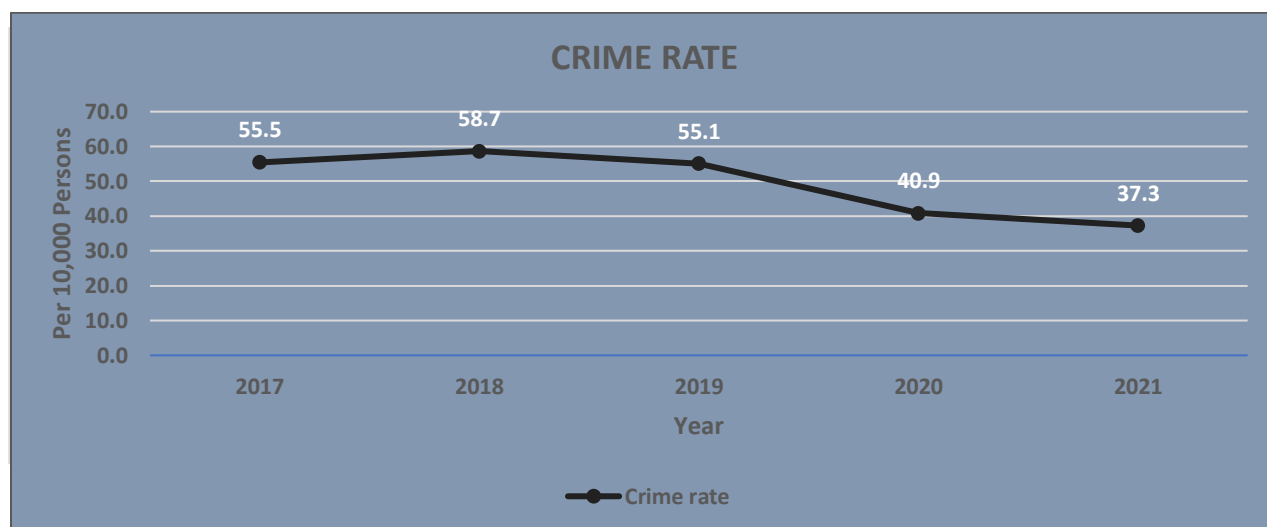


IN 2021, 37 CRIMINAL INCIDENTS HAVE OCCURRED OUT OF 10,000 POPULATION.

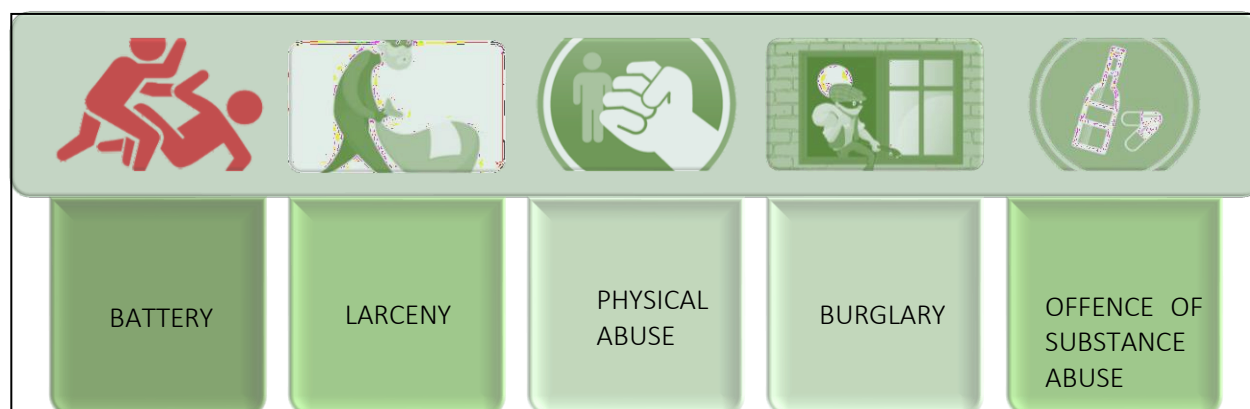


IN 2021, 2819 CRIMINAL INCIDENTS WERE RECORDED IN TOTAL FROM 20 DZONGKHAGS

CRIME RATE FROM 2017-2021



TOP FIVE PREVALENT CRIMES IN BHUTAN



Chapter 1: Analytical Review

BACKGROUND

In Bhutan, incidents generally manifest as the criminal incident, non-criminal incident, motor vehicle accident, and fire incident that are reported to police. As the Royal Bhutan Police (RBP) vision mandates the organization to make Bhutan a safe place to live and work, RBP has put up the utmost dedication in combating crimes whose statistics mentioned in the following chapters depict the country's crime scenario.

METHODOLOGY

A. Principal Offence Rule

Out of numerous counting rules, RBP has adopted the 'Principal Offence Rule' for counting a crime. So, in the criminal incident statistics, only the highest degree of crime has been included. Say, a person has committed Murder and Larceny as a multiple offence, RBP consider only Murder. However, for other statistical purposes, offence wise crime is also recorded and maintained.

B. Population

The 2017 PHCB shows that as of 30 May 2017, Bhutan's total population is 735,553; total population includes both Bhutanese and non-Bhutanese. Out of the total population, 681,720 persons are Bhutanese and 53,833 persons are non-Bhutanese.

Table 1.1: The Projected Population, 2018 – 2021

Year	Projected Population
2018	734,374
2019	741,672
2020	748,931
2021	756,129

Source: NSB (Population Projection 2017-2047 (National Report)).

CRIME STATISTICS

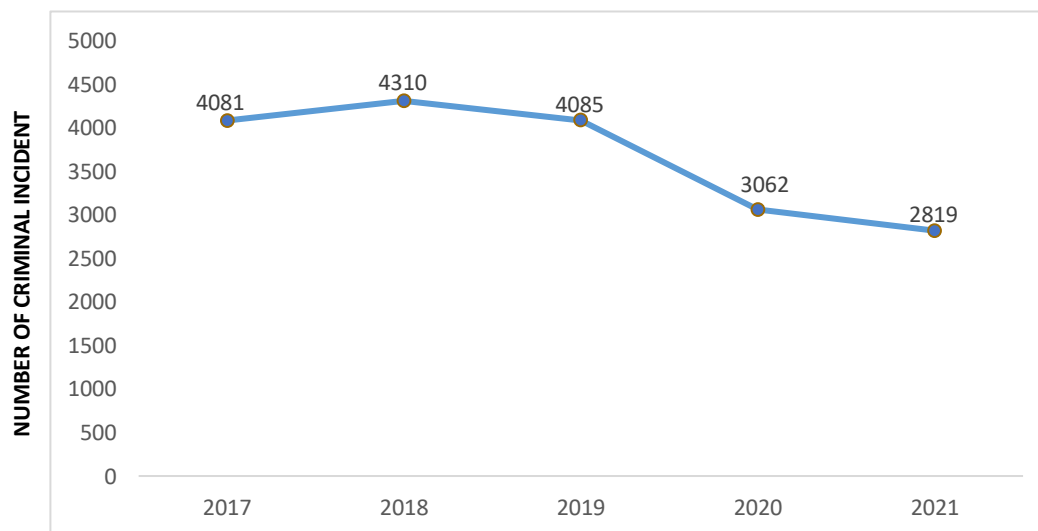
It is a well-known fact that most of the information, especially criminal incidents are not reported to police for a variety of reasons, the gap between the actual and reported criminal incident figure is usually referred to as the "dark figure of crime." The dark figure of crime is a term that is used by crime experts and sociologists to illustrate the number of committed crimes that are never reported or are never discovered. Hence the statistics doesn't really cover cases that are occurring behind RBP. The Royal Bhutan Police's annual publication of the "Statistical Year Book" is based on the official statistics that are reported to police throughout the country.

A crime may be unreported depending on the perception of its seriousness, privacy issue, and involvement of partners or relatives, intimate nature of the crime, embarrassment, or difficulty in reporting. A survey of unreported and under-reported crime along with police recorded statistics may give the true picture of the crime situation in the country. On the other hand, it is assumed that most motor vehicle accidents are reported to the police for an insurance claim. The statistics in this book come from the database called "National Crime and Incident Reporting System (NCIRS)", which allows police stations to enter data as and when the incident is reported.

CRIMINAL INCIDENT RECORD

Figure 1.1 depicts the number of criminal incidents reported to Royal Bhutan Police between 2017 and 2021. Analyzing the graph, it is evident that criminal activity has declined over the years.

Figure 1.1: The Number of Criminal Incidents, 2017 – 2021

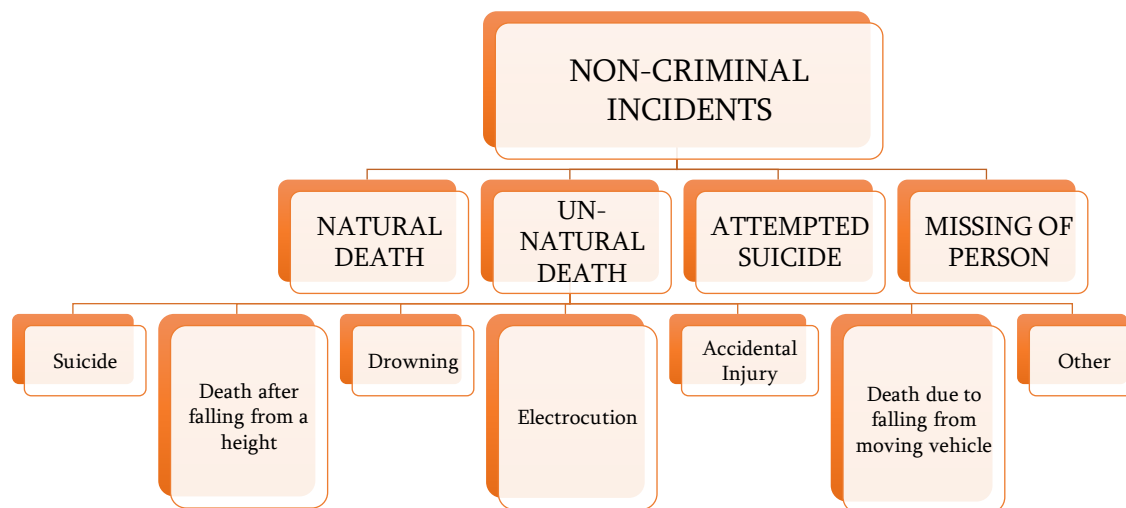


The reason could be mainly due to pandemic as there were many restrictions imposed that may have hindered the happening of criminal events. Moreover, different policies

and intervention techniques were adopted at the headquarter, divisional and police station levels during the course of the time. Thimphu especially had rigorous night patrolling as part of the proactive policing.

NON-CRIMINAL INCIDENT RECORD

An incident that is not criminal in nature is referred to as a non-criminal incident.



Non-criminal incident reported to the Royal Bhutan Police include natural death, unnatural death, attempted suicide and missing of persons.

Unnatural death is further classified into suicide, death after falling from a height, drowning, electrocution, accidental injury, death due to falling from moving vehicle and others.

Figure 1.2: Number of Non-Criminal Incidents, 2017 – 2021

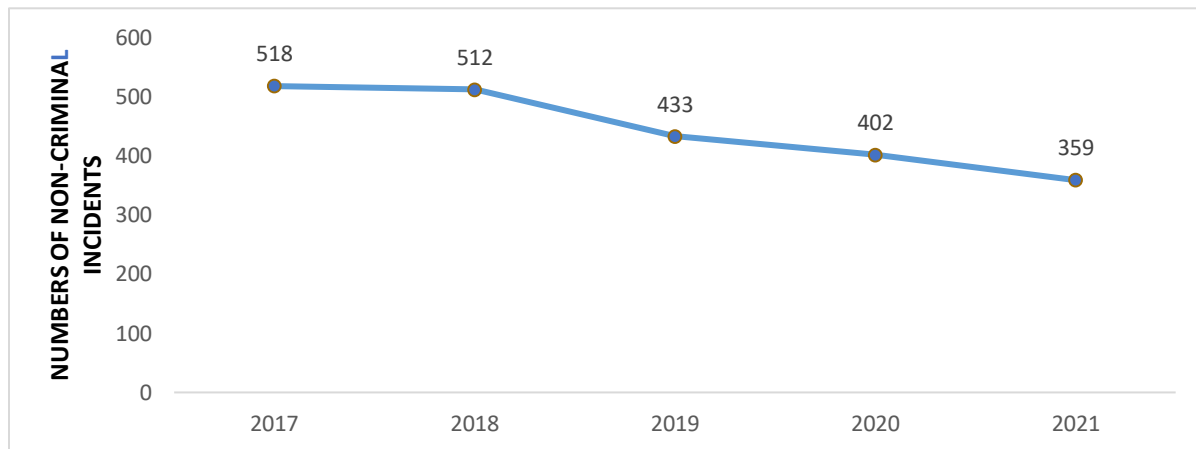
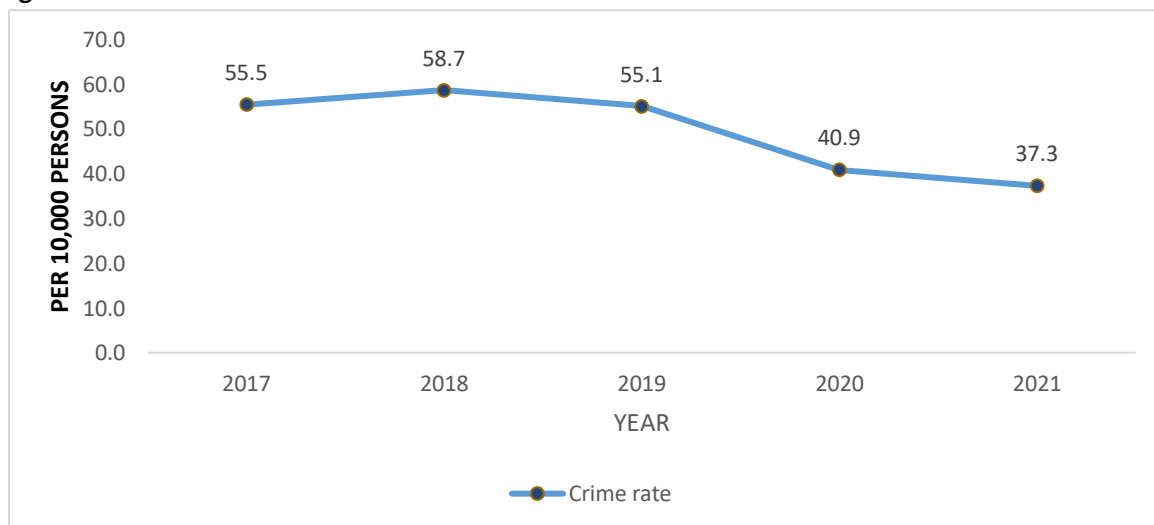


Figure 1.2 shows gradual decrease in the numbers of non-criminal incidents with lowest in 2021 of 359 incidents

CRIME RATE

The number of criminal events per 10,000 people is known as the **crime rate**. It describes the number of crimes reported to law enforcement agencies for every 10,000 persons within the population. The rate is calculated by dividing the number of reported crimes by the total population. The result is then multiplied by 10,000. Each criminal occurrence is counted equally in the rate, regardless of the kind or severity of the act. One murder, for example, is the same as one act of malicious mischief.

Figure 1.3: The Crime Rate, 2017 – 2021

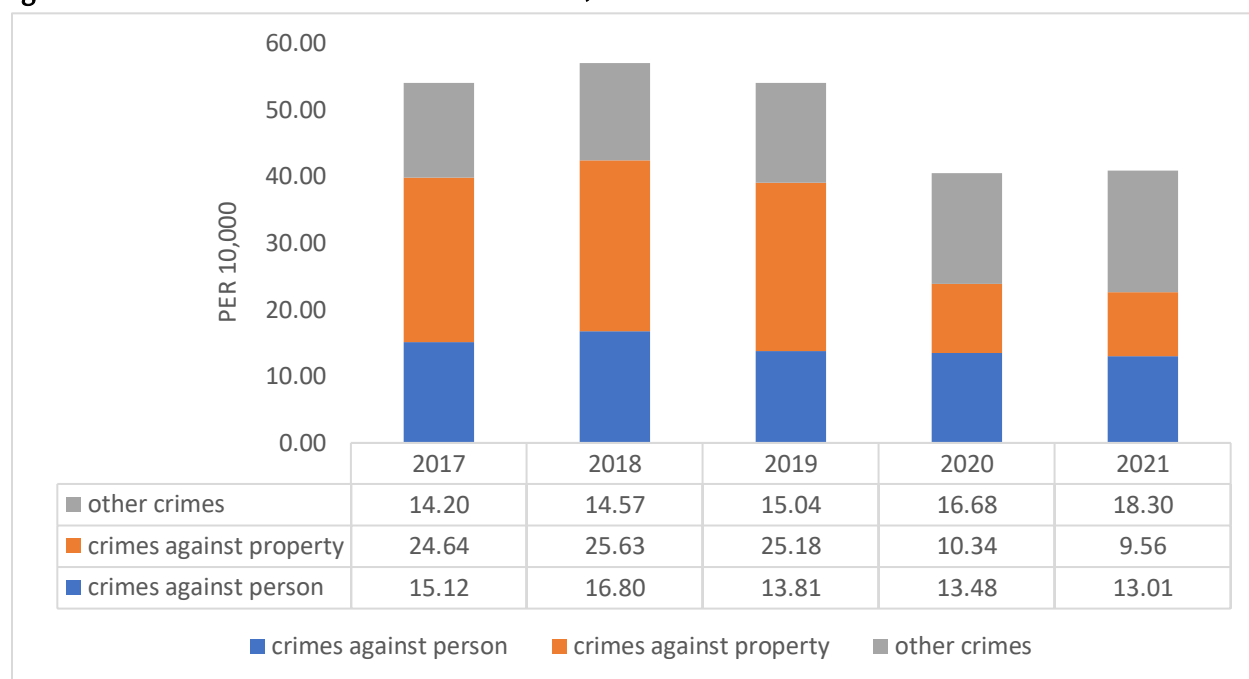


As of 2021, 37 criminal incidents out of 10,000 population occurred as shown by

Figure 1.3. The crime rate has decreased in 2021 from 2020 by 8.80%. In the year 2020, the crime rate decreased by 25.77% from 2019. So, between 2020-2021 and 2019-2020, over all there was a 16.97% decrease in crime rate.

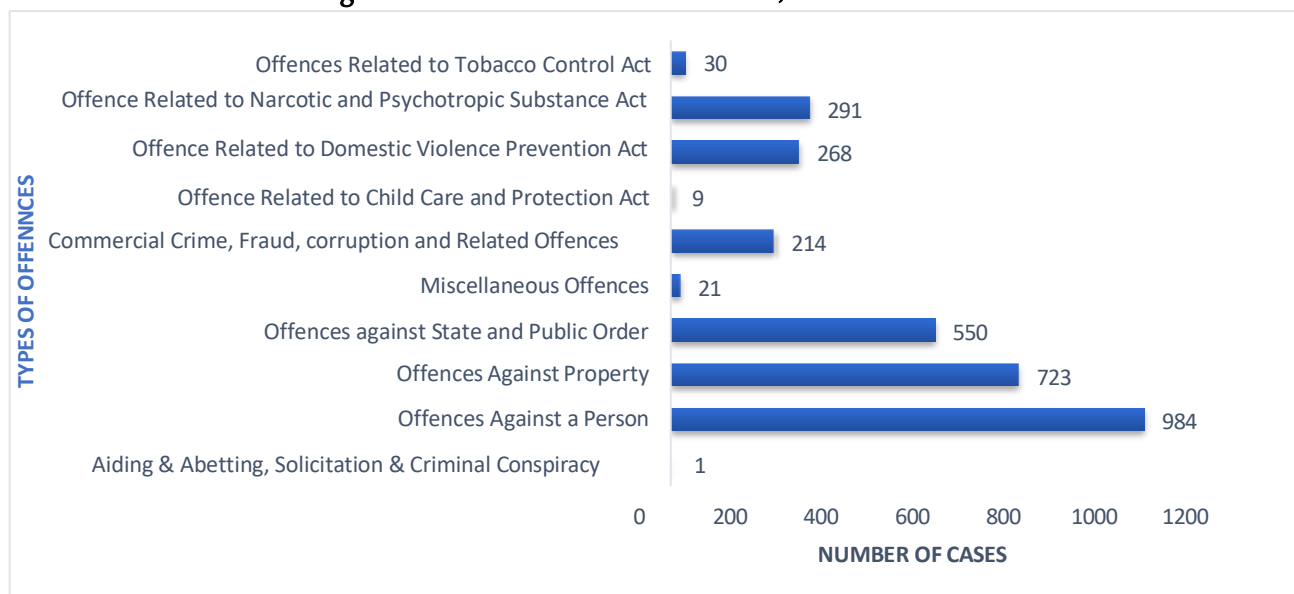
From the past 10 years, 2021 has the 3rd least crime rate. 2015 had 27.1% and 2016 had 27.2%. Meaning in 2015 and 2016, 27 criminal incidents out of 10,000 population took place.

Figure 1.4: The Crime Rate for different crime, 2017 – 2021



Chapter 2: Criminal Offences

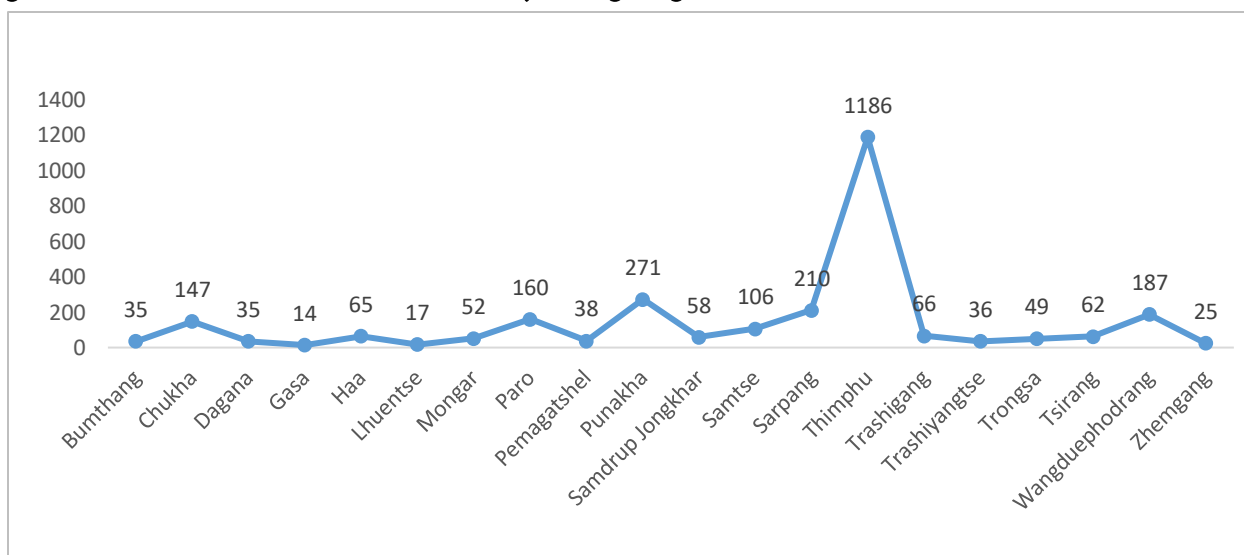
Figure 2.1: Total Number of Offence, 2021



The total number of offences for the year 2021 amounts to 3091 but the criminal Incident recorded was 2819. This is because a single criminal incident had one or multiple offences registered.

CRIMINAL INCIDENTS

Figure 2.2: Number of criminal incidents by dzongkhag, 2021



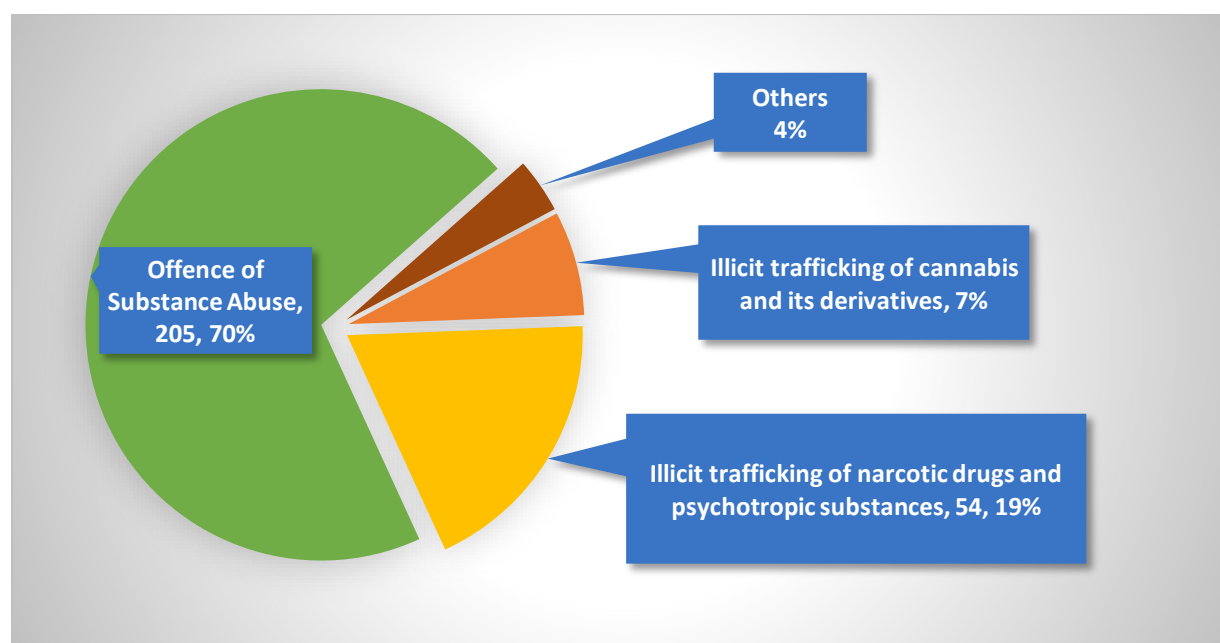
1. DRUG CRIME

Crimes that are classified under VII Schedules of National Drug Psychotropic Substance Act are taken into consideration for the statistics.

Figure 2.3 depicts the types of illegal drug-related crimes that were reported in 2021. In 2021, illicit drug-related crime amounted for 9.4% of all criminal activity. In terms of particular forms of drug crimes, in 2021, substance abuse accounted for 70% of all drug crimes, followed by Illicit Trafficking of narcotic drugs and psychotropic substances (19%).

Others include criminal attempt to illicit trafficking of narcotic drugs and psychotropic substances, illegal possession of cannabis and its derivatives, illegal possession of narcotics drugs and psychotropic substances and offence of substance abuse by minors.

Figure 2.3: Total number of offences Related to Narcotic Drugs, Psychotropic Substances and Substance Abuse Act, 2021



Compared to 2020, the drug crimes decreased by 36.01% in 2021.

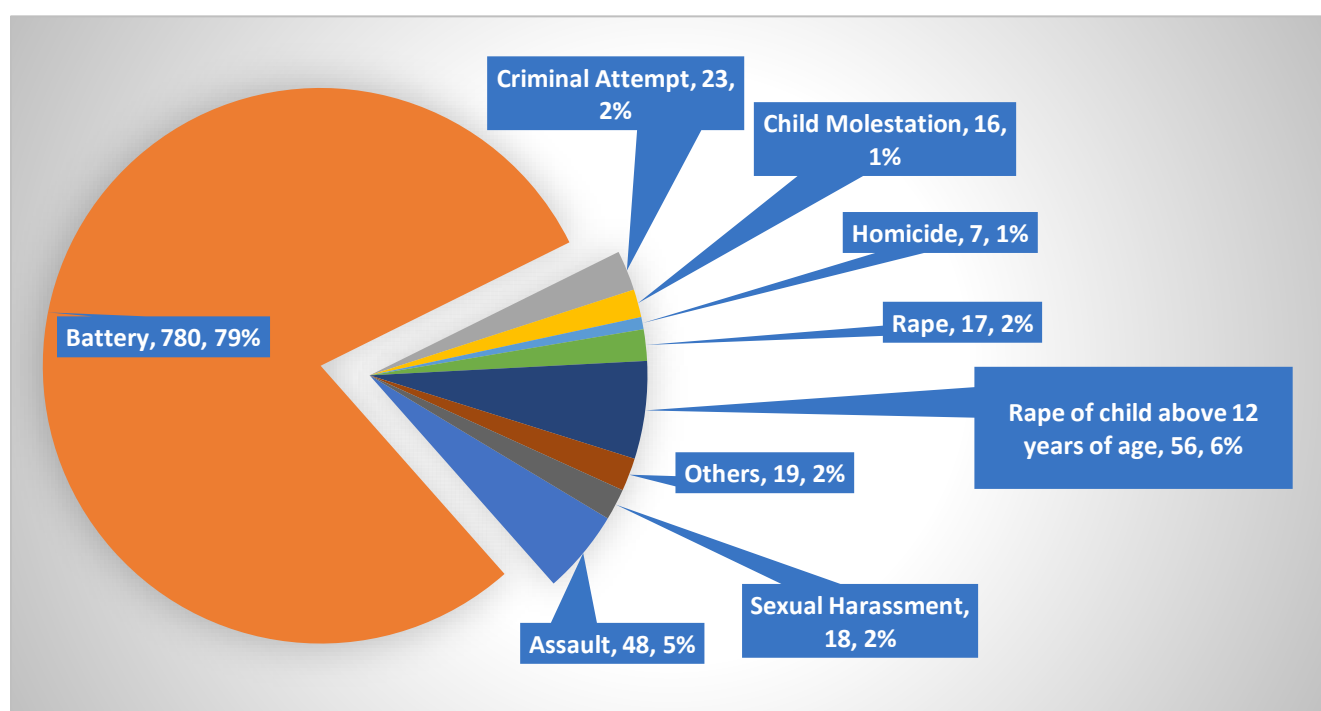
2. CRIME AGAINST PERSON

The phrase "crime against the person" encompasses a wide range of criminal acts, including homicide, bodily harm, the threat of bodily harm, and other actions taken against an individual's will. The crime against the person is broadly classified into:

- Homicide
- Assault, battery, and related offences
- Sexual offences
- Offences against the child, infant, mentally disabled, and incompetent person.

Figure 2.4 depicts crime against a person and encompasses 31.8% of all criminal activity. The highest crime committed for crime against person was Battery with 79% followed by Rape of a Child above 12 years of Age with 6%. Crime against person in 2020 and 2021 was 1019 and 984 respectively. The crime against person decreased by 3.43% in 2021 compared to the previous year.

Figure 2.4: Total number of offences against person, 2021



Note: Others include abandonment of infant, bestiality, Endangerment of a child, Escape from lawful custody, Illegal abortion, Incest, Indecent exposure and reckless endangerment.

3. CRIME AGAINST PROPERTY

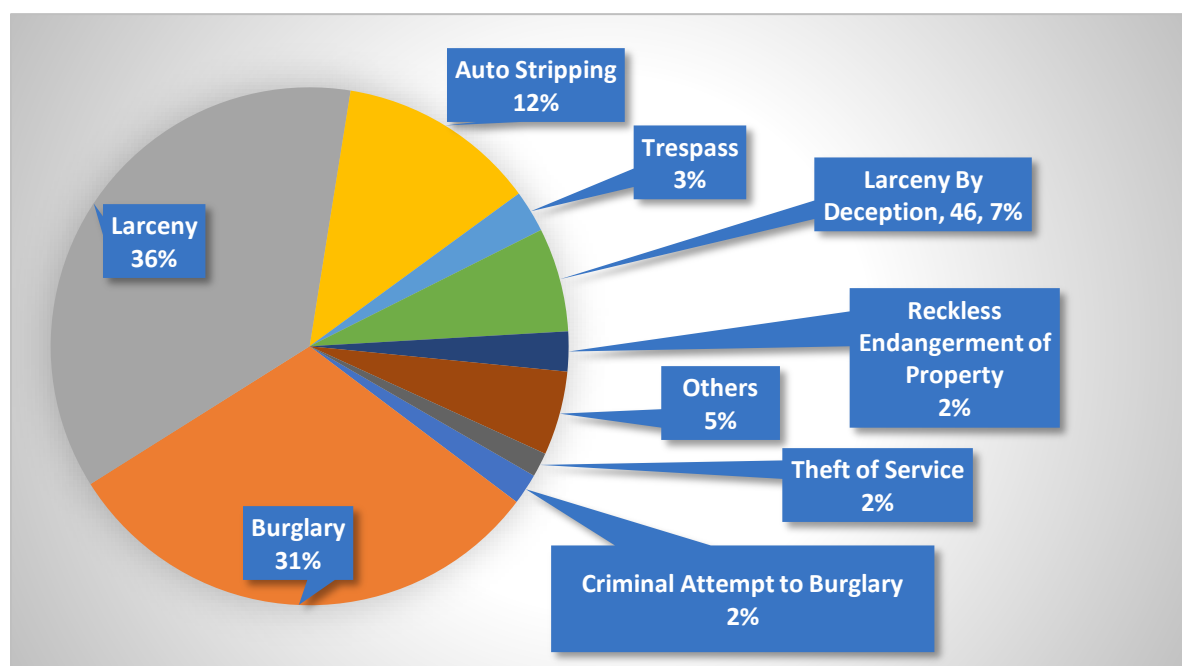
Property crime involves damaging property, taking of money, or property of others. The term “Property crime” typically refers to

- Arson and related offences
- Burglary, trespass, and related offences
- Larceny, robbery, armed robbery, and related offences

Figure 2.5 depicts the various types of property crimes reported in 2021. Crime against a person encompasses about 23.3% of all criminal activity. Subordinately, Larceny accounted for 36% of overall property crime followed by burglary with 31%. Property crime in 2020 and 2021 was 782 and 723 incidents respectively.

Overall property crime decreased by 7.5% in 2021 compared to 2020.

Figure 2.5: Total number of offences against property, 2021



Note: Others include Armed Robbery, Arson, Breach of Trust, Criminal attempts, Criminal Misappropriation of Property, Extortion, Larceny of Property Lost, Mislaid, or Delivered by Mistake, Negligent Burning or Exploding, Pick Pocketing, Possession of stolen property, Robbery, Solicitation to commit burglary, Identity Theft and Unauthorized Use of Property.

TABLE 2.1: NUMBER OF CRIMINAL INCIDENT BY DZONGKHAG, 2017-2021

Dzongkhag	2017	2018	2019	2020	2021
Bumthang	35	56	53	61	35
Chukha	369	361	316	248	147
Dagana	33	27	50	58	35
Gasa	5	2	8	14	14
Haa	14	44	46	96	65
Lhuentse	31	28	26	15	17
Mongar	99	63	51	42	52
Paro	210	208	353	177	160
Pemagatshel	46	22	35	46	38
Punakha	160	217	255	200	271
Samdrup Jongkhar	23	81	117	59	58
Samtse	119	108	131	210	106
Sarpang	189	207	208	213	210
Thimphu	2409	2395	1889	1206	1186
Trashigang	82	63	63	77	66
Trashiyangtse	29	20	31	28	36
Trongsa	31	54	64	38	49
Tsirang	23	101	108	108	62
Wangdue Phodrang	144	224	258	148	187
Zhemgang	30	29	23	18	25
Total	4081	4310	4085	3062	2819

Source: National Crime and Incident Reporting System (2021)

TABLE 2.2: NUMBER OF CRIMINAL INCIDENTS BY POLICE STATION, 2017-2021

Police Station	2017	2018	2019	2020	2021
Bumthang PS	35	56	53	61	35
Dagana PS	17	14	34	47	25
Dorokha PS	12	10	8	15	17
Gasa PS	5	2	8	14	14
Gedu PS	77	57	30	14	14
Gelephu PS	145	190	157	156	175
Gyelposhing PS	9	23	18	15	13
Haa PS	14	44	46	96	65
Jomoshangkha PS	12	13	11	11	15
Lhamoizingkha PS	16	13	16	11	10
Lhuentse PS	31	28	26	15	17
Mongar PS	61	38	32	26	38
Nganglam PS	20	7	14	9	12
Norbugang PS	30	21	26	67	18
North Thimphu PS	0	0	0	0	304
Panbang PS	9	14	7	5	7
Paro PS	210	208	353	177	159
Pasakha PS	36	25	31	27	16
Pemagatshel PS	26	15	21	37	27
Pendenling PS	19	19	19	22	19
Phuentsholing PS	187	235	244	193	107
Punakha PS	160	217	255	200	276
Sakteng PS	12	1	12	7	5
Samdrup Choling PS	0	7	10	12	21
Samdrup Jongkhar PS	11	61	96	36	22
Samtse PS	44	46	56	83	27
Sarpang PS	44	17	51	57	35
South Thimphu PS	0	0	0	0	314
Tashichholing PS	14	12	22	23	25
Thimphu PS	2409	2395	1889	1206	563
Thrimshing PS	5	9	9	8	4
Trashigang PS	55	48	30	46	38
Trashiyangtse PS	29	20	31	28	36
Trongsa PS	31	54	64	38	49
Tsimasham PS	69	44	11	14	10
Tsirang PS	23	101	108	108	62
Wamrong PS	10	5	12	16	19
Wangdue PS	119	184	209	120	134
Weringla PS	29	2	1	1	1
Zawakha PS	25	40	49	28	53
Zhemgang PS	21	15	16	13	18
Total	4081	4310	4085	3062	2819

Source: National Crime and Incident Reporting System (2021)

TABLE 2.3: NUMBER OF CRIMINAL INCIDENTS BY DIVISION, 2017-2021

Division	2017	2018	2019	2020	2021
Division I Paro	224	252	399	273	224
Division II Punakha	165	219	263	214	290
Division III Phuntsholing	385	374	332	259	157
Division IV Samtse	119	108	131	210	106
Division V Gelephu	219	236	231	231	235
Division VI Tsirang	40	115	142	155	87
Division VII Trongsa	31	54	64	38	49
Division VIII Samdrup Jongkhar	69	103	152	105	97
Division IX Trashigang	82	63	63	77	66
Division X Mongar	130	91	77	57	69
Division XI Thimphu	2409	2395	1889	1206	1181
Division XII Wangdue	144	224	258	148	187
Division XIII Bumthang	35	56	53	61	35
Division XIV Trashy Yangtse	29	20	31	28	36
Total	4081	4310	4085	3062	2819

Source: National Crime and Incident Reporting System (2021)

TABLE 2.4: NUMBER OF CRIMINAL INCIDENTS MONTH WISE BY DZONGKHAG, 2021

Dzongkhag	Jan	Feb	Mar	Apr	May	Jun	Jul	Aug	Sep	Oct	Nov	Dec	Total
Bumthang	1	6	4	5	4	0	0	4	4	3	2	2	35
Chukha	15	13	20	9	15	12	13	9	10	6	13	12	147
Dagana	5	3	3	1	6	2	4	3	2	3	2	1	35
Gasa	0	1	4	0	0	1	0	1	4	0	2	1	14

Haa	3	2	6	9	5	8	9	5	6	4	6	2	65
Lhuentse	4	1	1	0	0	1	0	2	4	1	1	2	17
Mongar	7	3	6	4	3	4	3	1	2	4	7	8	52
Paro	11	6	18	6	11	15	15	12	12	21	22	11	160
Pemagatshel	4	5	4	3	2	3	7	2	2	2	4	0	38
Punakha	22	16	19	16	34	27	22	20	15	44	16	20	271
Samdrup Jongkhar	7	8	4	5	4	6	9	0	5	5	1	4	58
Samtse	11	5	7	10	4	12	11	12	8	7	11	8	106
Sarpang	14	15	17	19	24	27	25	21	14	19	8	7	210
Thimphu	71	54	87	75	89	80	115	107	123	128	133	124	1186
Trashigang	6	2	7	4	6	5	6	6	5	4	9	6	66
Trashiyangtse	1	3	3	0	3	1	4	5	4	5	6	1	36
Trongsa	5	1	3	4	6	6	4	8	5	1	3	3	49
Tsirang	10	3	3	9	6	4	2	7	4	4	3	7	62
Wangdue	19	19	11	6	16	16	10	12	25	20	14	19	187
Zhemgang	3	2	4	2	1	3	1	0	2	2	4	1	25
Total	219	168	231	187	239	233	260	237	256	283	267	239	2819

Source: National Crime and Incident Reporting System (2021)

TABLE 2.5: NUMBER OF CRIMINAL INCIDENT MONTHWISE BY POLICE STATION, 2021

Police Station	Jan	Feb	Mar	Apr	May	Jun	Jul	Aug	Sep	Oct	Nov	Dec	Total
Bumthang PS	1	6	4	5	4	0	0	4	4	3	2	2	35
Dagana PS	5	2	3	1	6	0	1	1	2	1	2	1	25
Dorokha PS	2	0	0	2	2	0	1	3	5	0	2	0	17
Gasa PS	0	1	4	0	0	1	0	1	4	0	2	1	14
Gedu PS	2	2	0	0	1	1	1	1	0	2	1	3	14
Gelephu PS	9	11	13	14	19	23	23	18	13	17	8	7	175
Gyelposhing PS	2	0	2	0	1	0	0	1	1	1	3	2	13
Haa PS	3	2	6	9	5	8	9	5	6	4	6	2	65
Jomoshangkha PS	3	2	1	1	2	1	2	0	1	2	0	0	15
Lhamoizingkha PS	0	1	0	0	0	2	3	2	0	2	0	0	10

Lhuentse PS	4	1	1	0	0	1	0	2	4	1	1	2	17
Mongar PS	4	3	4	4	2	4	3	0	1	3	4	6	38
Nganglam PS	1	3	2	0	1	1	2	1	1	0	0	0	12
Norbugang PS	2	0	4	2	0	1	2	3	0	1	1	2	18
North Thimphu PS	21	15	16	13	20	20	34	33	32	37	33	30	304
Panbang PS	0	1	3	0	0	0	0	0	1	0	2	0	7
Paro PS	11	6	18	6	11	15	15	12	12	20	22	11	159
Pasakha PS	2	1	4	1	2	0	1	0	0	1	3	1	16
Pemagatshel PS	3	2	2	3	1	2	5	1	1	3	4	0	27
Pendenling PS	3	3	1	1	0	3	2	0	0	2	2	2	19
Phuentsholing PS	9	9	16	7	11	10	11	6	9	3	9	7	107
Punakha PS	22	16	19	16	34	27	22	20	15	48	17	20	276
Sakteng PS	1	0	0	0	2	0	0	0	1	1	0	0	5
Samdrup Choling PS	2	3	2	0	0	3	4	0	1	3	0	3	21
Samdrup Jongkhar PS	2	3	1	4	2	2	3	0	3	0	1	1	22
Samtse PS	1	1	1	3	0	4	6	3	2	2	2	2	27
Sarpang PS	5	4	4	5	5	4	2	3	1	2	0	0	35
South Thimphu PS	21	15	21	16	22	22	22	27	36	37	37	38	314
Tashichholing PS	3	1	1	2	2	4	0	3	1	2	4	2	25
Thimphu PS	29	24	50	46	47	38	59	47	55	50	62	56	563
Thrimshing PS	2	0	1	0	0	1	0	0	0	0	0	0	4
Trashigang PS	1	1	4	2	2	3	3	3	3	3	7	6	38
Trashiyangtse PS	1	3	3	0	3	1	4	5	4	5	6	1	36
Trongsa PS	5	1	3	4	6	6	4	8	5	1	3	3	49
Tsimasham PS	2	1	0	1	1	1	0	2	1	0	0	1	10
Tsirang PS	10	3	3	9	6	4	2	7	4	4	3	7	62
Wamrong PS	2	1	2	2	2	1	3	3	1	0	2	0	19
Wangdue PS	15	13	7	4	10	9	7	9	20	16	11	13	134
Weringla PS	1	0	0	0	0	0	0	0	0	0	0	0	1
Zawakha PS	4	6	4	2	6	7	3	3	5	4	3	6	53
Zhemgang PS	3	1	1	2	1	3	1	0	1	2	2	1	18
Total	219	168	231	187	239	233	260	237	256	283	267	239	2819

Source: National Crime and Incident Reporting System (2021)

TABLE 2.6: NUMBER OF CRIMINAL INCIDENT MONTH WISE BY DIVISION, 2021

Division	Jan	Feb	Mar	Apr	May	Jun	Jul	Aug	Sep	Oct	Nov	Dec	Total
Division I Paro	14	8	24	15	16	23	24	17	18	24	28	13	224
Division II Punakha	22	17	23	16	34	28	22	21	19	48	19	21	290
Division III Phuntsholing	15	14	20	9	15	14	16	11	10	8	13	12	157

Division IV Samtse	11	5	7	10	4	12	11	12	8	7	11	8	106
Division V Gelephu	17	17	21	21	25	30	26	21	16	21	12	8	235
Division VI Tsirang	15	5	6	10	12	4	3	8	6	5	5	8	87
Division VII Trongsa	5	1	3	4	6	6	4	8	5	1	3	3	49
Division VIII Samdrup Jongkhar	11	13	8	8	6	9	16	2	7	8	5	4	97
Division IX Trashigang	6	2	7	4	6	5	6	6	5	4	9	6	66
Division X Mongar	11	4	7	4	3	5	3	3	6	5	8	10	69
Division XI Thimphu	71	54	87	75	89	80	115	107	123	124	132	124	1181
Division XII Wangdue	19	19	11	6	16	16	10	12	25	20	14	19	187
Division XIII Bumthang	1	6	4	5	4	0	0	4	4	3	2	2	35
Division XIV Trashiyangtse	1	3	3	0	3	1	4	5	4	5	6	1	36
Total	219	168	231	187	239	233	260	237	256	283	267	239	2819

Source: National Crime and Incident Reporting System (2021)

TABLE 2.7: NUMBER OF CRIMINAL INCIDENTS MONTH-WISE BY TYPES OF OFFENCE, 2021

Offence	Jan	Feb	Mar	Apr	May	Jun	Jul	Aug	Sep	Oct	Nov	Dec	Total
	Aiding & Abetting, Solicitation & Criminal Conspiracy												
Criminal Conspiracy	0	0	0	1	0	0	0	0	0	0	0	0	1
	Offences Against the Person												
Abandonment of a dead infant	0	0	0	0	0	0	1	0	0	0	0	0	1
Battery	59	56	54	52	68	57	70	62	80	85	81	56	780
Assault	6	1	3	4	4	4	6	5	2	3	5	5	48
Bestiality	0	0	0	0	0	0	2	0	0	0	0	0	2
Child molestation	0	0	4	0	1	1	2	3	1	4	0	0	16
Criminal attempt to Child molestation	0	0	0	0	0	0	0	0	0	0	1	0	1
Criminal attempt to involuntary manslaughter	0	0	0	0	1	1	0	0	0	0	0	0	2
Criminal attempt to marital rape	0	0	0	0	0	2	0	0	0	0	0	0	2
Criminal attempt to murder	1	0	1	0	0	0	0	0	0	0	0	0	2
Criminal Attempt to Rape	1	0	0	2	1	0	0	0	0	0	1	2	7
Criminal attempt to rape of a child above twelve years of age	0	0	0	0	0	0	1	0	0	0	0	0	1
Criminal Attempt to Rape of a married person	0	0	0	0	0	1	1	0	0	0	0	0	2
Criminal attempt to rape of pregnant woman	0	0	0	0	0	0	1	0	0	0	0	0	1
Criminal attempt to statutory rape	0	0	0	0	1	0	0	1	0	1	0	0	3
Criminal attempt to voluntary manslaughter	1	0	0	0	1	0	0	0	0	0	0	0	2
Endangerment of a child	1	2	0	0	1	0	0	0	0	0	0	0	4
Escape from lawful custody	0	0	0	0	0	0	0	0	0	1	2	1	4
Incest	0	0	1	0	0	0	0	0	0	1	0	0	2
Indecent exposure	0	0	0	0	0	0	0	1	1	0	0	0	2
Involuntary Manslaughter	0	0	0	0	1	0	0	0	0	0	0	1	2
Illegal abortion	0	0	1	0	0	0	0	0	0	0	0	0	1
Murder	0	0	0	0	1	0	0	0	0	1	0	0	2
Negligent Homicide	1	0	0	0	0	0	0	0	0	0	0	0	1

Rape	1	1	1	0	0	0	2	1	0	0	0	0	6
Rape of a Child Above 12 Years of Age	0	5	6	7	4	5	0	6	9	3	7	4	56
Rape of a married person	0	0	0	0	1	0	0	0	0	1	1	1	4
Reckless endangerment	0	1	0	0	0	0	0	0	0	0	2	0	3
Sexual Harassment	1	0	0	2	1	0	2	3	3	3	1	2	18
Statutory Rape	0	1	1	0	1	2	0	0	0	0	1	1	7
Voluntary Manslaughter	0	1	0	0	0	0	0	0	0	0	1	0	2
Offences Against Property													
Armed Robbery	0	0	0	0	0	0	0	0	0	0	1	0	1
Arson	0	0	0	0	0	0	1	0	0	1	0	1	3
Auto stripping	1	7	9	4	6	6	4	13	5	9	11	15	90
Breach of Trust	0	0	1	1	0	0	1	0	1	0	0	1	5
Burglary	14	16	19	12	8	20	21	28	12	18	29	26	223
Criminal attempt to burglary	0	1	3	0	1	4	1	1	0	1	0	2	14
Criminal attempt to Larceny	0	0	1	0	0	0	0	0	0	0	0	0	1
Criminal misappropriation of property	0	0	0	0	0	1	1	0	1	1	2	0	6
Criminal attempt to trespass	0	0	0	0	0	1	0	0	0	0	0	0	1
Larceny	10	17	23	21	22	17	20	25	23	35	22	29	264
Larceny by deception	0	1	6	7	12	3	1	4	3	4	1	4	46
Larceny of property lost, mislaid, or delivered by mistake	0	0	1	0	1	0	2	0	0	1	1	1	7
Pick Pocketing	0	0	0	0	0	0	0	0	0	0	0	1	1
Possession of stolen property	0	0	1	0	0	0	0	1	0	0	0	0	2
Reckless endangerment of property	1	0	1	2	0	1	2	3	4	0	2	2	18
Robbery	0	0	1	0	0	0	0	0	0	0	1	0	2
Solicitation to commit burglary	0	0	1	0	0	0	0	0	0	0	0	0	1
Theft of service	0	0	3	1	2	1	0	2	0	1	1	0	11
Identity Theft	0	0	0	1	1	0	0	0	0	0	0	0	2
Trespass	2	2	0	1	0	1	3	1	5	3	1	0	19

Unauthorize use of property	0	0	1	1	1	0	0	0	0	1	2	0	6
	Offences Against State and Public Order												
Breach of public order and tranquillity	70	10	10	6	18	23	23	5	8	7	10	12	202
Criminal Attempt to Criminal Nuisance	0	0	1	1	0	1	0	0	0	1	0	0	4
Criminal Attempt to Offence against ku, Sung, Thuk-ten or Zung	0	0	0	0	0	0	0	1	0	0	0	0	1
Criminal Attempt to Offence against ku, Sung, Thuk-ten or Zung	0	0	0	1	0	0	0	0	0	0	0	0	1
Criminal nuisance	7	5	8	9	4	8	4	2	1	2	1	2	53
Contempt of court	0	0	0	0	0	0	0	1	0	0	0	0	1
Cheating by impersonation using a computer	0	0	0	1	1	0	0	0	0	0	0	0	2
Damage to religious objects	0	0	0	0	0	0	0	1	0	0	0	0	1
Disorderly conduct	0	0	1	0	0	0	2	1	0	1	1	0	6
Environment pollution	0	0	0	0	0	0	0	0	0	0	1	0	1
Failure to report a crime	1	1	1	0	0	1	1	0	0	0	0	1	6
Failure to assist lawful authority	0	0	0	0	0	1	1	1	0	0	0	0	3
Gambling	1	2	8	0	0	0	1	0	2	2	2	0	18
Harassment	9	4	6	10	6	10	11	9	8	11	6	8	98
Illegal immigration	0	0	1	1	0	0	0	1	0	0	0	0	3
Illegal purchase or sale of an antique	0	0	0	0	0	0	0	0	0	1	0	0	1
Illegal transportation of immigrant	0	0	0	0	0	0	1	0	1	0	0	0	2
Impersonation of an official	0	1	0	1	0	0	0	0	0	0	0	0	2
Impersonation of uniformed personnel	0	0	0	0	1	0	0	0	0	0	0	0	1
Larceny of antique	1	0	0	0	0	0	0	0	0	0	1	0	2
Lewd and lascivious conduct	1	0	0	0	1	0	0	0	0	1	0	0	3
Malicious Mischief	4	2	2	3	8	6	9	7	5	4	4	8	62
Obstruction of lawful authority	0	2	1	0	3	2	2	1	0	1	1	2	15
Obstruction of thoroughfare	0	1	1	0	0	0	0	0	0	0	0	0	2
Offence against the ku, Sung, Thuk-ten, or Zung	2	2	5	0	3	0	3	4	7	5	5	1	37
Public intoxication	1	0	4	0	1	4	1	1	0	0	2	1	15

Promotion of prostitution	0	0	0	0	0	0	0	0	1	0	0	0	1
Prostitution	0	0	0	0	0	0	0	0	1	0	0	0	1
Reporting of false information	0	0	0	0	0	0	1	1	1	0	0	1	4
Sedition	0	0	0	0	0	1	0	0	0	0	0	0	1
Treason	0	0	0	0	0	1	0	0	0	0	0	0	1
Miscellaneous Offences													
Computer pornography	0	0	0	0	0	1	0	0	0	0	0	0	1
Display of weapon	0	1	0	3	1	2	3	1	1	1	2	1	16
Illegal hunting or fishing	0	0	0	0	0	1	0	0	0	0	0	0	1
Illegal possession of a firearm, ammunition, explosive, or other lethal weapon	0	0	1	0	0	1	0	0	0	0	0	0	2
Unlawful Collection	0	0	0	0	0	0	0	0	0	1	0	0	1
Commercial Crime, Fraud, corruption and Related Offences													
Breach of contract	0	0	0	0	0	1	1	0	0	0	0	1	3
Counterfeiting	0	0	0	0	0	0	0	0	0	0	0	1	1
Deceptive practice	0	6	10	6	8	7	8	4	7	27	9	9	101
Defamation	1	0	2	0	5	1	3	1	3	3	2	3	24
Embezzlement	0	0	0	0	3	1	1	0	0	0	1	0	6
Forgery	0	0	1	1	2	5	2	3	5	5	2	2	28
Fraudulent cheque writing	2	0	4	2	3	1	3	0	1	3	3	2	24
Fraudulent obtaining of insurance	0	0	0	0	0	1	0	0	0	0	0	0	1
Libel	0	0	1	2	4	2	1	1	5	3	0	2	21
Smuggling	0	0	1	0	0	0	0	0	0	0	0	2	3
Official misconduct	0	0	0	0	1	0	0	0	0	0	0	0	1
Tampering with documents	0	0	0	0	0	1	0	0	0	0	0	0	1
Offence Related to Child Care and Protection Act, 2011													
Child Abuse	0	2	0	0	0	0	1	0	0	0	0	0	3
Child Battery	0	0	0	2	0	0	0	0	0	2	1	0	5
Harsh or degrading correction or punishment	0	0	0	0	0	0	0	1	0	0	0	0	1

Offences Related to Domestic Violence Prevention Act, 2013														
Economic Abuse	1	1	0	0	0	0	0	0	0	0	0	1	3	
Emotional Abuse	7	2	4	1	1	2	4	6	3	1	1	5	37	
Physical Abuse	18	19	14	16	19	22	22	17	24	22	24	11	228	
Offences Related to Narcotic Drugs, Psychotropic Substance and Substance Abuse Act, 2015														
Criminal attempt to Illicit trafficking of narcotic drugs and psychotropic substances						1	0	0	1	0	0	0	0	2
Illegal possession of cannabis and its derivatives	0	0	0	0	0		1	1	0	1	1	0	0	4
Illegal possession of narcotics drugs and psychotropic substances	0	0	0	0	0		0	0	0	1	0	0	0	1
Illicit trafficking of cannabis and its derivatives	0	0	0	1	2		2	1	2	5	2	5	1	21
Illicit trafficking of narcotic drugs and psychotropic substances	1	2	1	7	4		8	8	5	6	4	3	5	54
Offence of substance abuse	3	5	17	13	21		14	21	20	22	17	27	25	205
Offence of substance abuse by minor	0	0	0	0	0		0	1	0	0	1	2	0	4
Offences Related to Tobacco Control Act, 2010														
Buy tobacco or tobacco products	0	0	0	0	0		2	0	0	0	0	0	0	2
Knowingly transport tobacco or tobacco products without proof of tax and duty payments or beyond the permissible quantity and type determined by Parliament	1	1	0	0	0		2	0	0	0	0	0	0	4
Possess tobacco or tobacco products without proof of tax and duty payments or beyond the permissible quantity and type determined by Parliament	0	1	1	0	0		1	0	0	0	0	0	0	3
Sell or distribute tobacco or tobacco products	0	0	0	0	1		2	2	0	0	0	0	0	5
Smuggling of tobacco and tobacco products	1	1	2	2	2		5	3	0	0	0	0	0	16
Total	233	183	251	209	264		272	291	257	269	307	293	262	3091

Source: National Crime and Incident Reporting System (2021)

TABLE 2.8: NUMBER OF CRIMINAL INCIDENTS BY TYPES OF OFFENCES, 2017-2021

Offence	2017	2018	2019	2020	2021
Offences Against the Person	1,143	1,270	1,044	1,019	984
Abandonment of a Dead Infant	5	2	3	4	1
Abandonment of an Infant or a Child	5	1	5	1	13
Aiding and abetting for Criminal Attempt to Voluntary Manslaughter	0	0	0	1	1
Assault	48	40	29	49	48
Battery	980	1,098	895	828	780
Bestiality	1	1	2	0	2
Child Abuse	0	1	0	0	1
Child Molestation	16	15	16	19	16
Criminal Attempt to Child Molestation					1
Criminal Attempt to Involuntary Manslaughter	0	0	1	3	2
Criminal Attempt to Marital Rape	0	0	0	1	2
Criminal Attempt to Murder	1	0	1	0	2
Criminal Attempt to Rape	6	8	2	7	7
Criminal Attempt to Rape of a Child above Twelve Years of age	1	2	1	2	1
Criminal Attempt to Rape of Married Person	0	3	2	0	2
Criminal Attempt to Rape of a Pregnant woman					1
Criminal Attempt to Statutory Rape	3	2	2	2	3
Criminal Attempt to Voluntary Manslaughter	0	4	2	2	2
Criminal Elopement	1	0	1	1	
Endangerment of a Child	1	3	1	1	4
Endangerment of a mentally disabled or an incompetent person	0	0	0	1	1
Escape from Lawful Custody	1	4	3	6	4
Gang Rape	2	1	1	1	5
Gang Rape of a Child Below 12 Years of Age	0	0	0	0	1
Gang Rape of a Married Person	0	0	1	0	2
Illegal Abortion	2	1	0	0	1
Illegal selling or buying of human organs	0	0	0	1	

Incest	1	0	0	0	2
Indecent Exposure	0	0	1	2	2
Infringement of Movement	0	0	0	0	
Involuntary Manslaughter	3	6	2	6	2
Kidnapping	0	0	0	0	1
Marital Rape	0	1	0	0	1
Murder	10	7	6	3	2
Negligent Homicide	0	2	1	2	1
Rape	5	8	1	5	6
Rape of a Child above 12 Years of Age	23	30	40	41	56
Rape of a Married Person	6	3	3	0	4
Rape of a Pregnant Woman	1	0	0	0	2
Reckless Endangerment	4	3	5	4	3
Sexual Harassment	7	13	9	12	18
Statutory Rape	2	6	8	6	7
Trafficking a Person	1	1	0	2	6
Trafficking of a Child	1	1	0	0	2
Unnatural Sex	3	1	0	1	5
Voluntary Manslaughter	3	2	0	5	2
Offences against Property	1,863	1,938	1,904	782	723
Armed Robbery	5	3	2	4	1
Arson	1	5	6	3	3
Auto Stripping	255	153	170	77	90
Breach of Trust	22	7	11	13	5
Burglary	431	369	383	238	223
Criminal attempt to armed Robbery	0	1	0	0	
Criminal attempt to arson	2	3	0	0	
Criminal attempt to Burglary	32	20	12	9	14
Criminal attempt to Larceny	12	5	4	5	1
Criminal attempt to Trespass	0	0	0	0	1
Criminal attempt to Robbery	0	1	0	0	
Criminal Misappropriation of Property	2	4	4	2	6

Extortion	0	0	0	0	
Larceny	867	892	735	314	264
Larceny by Deception	38	41	32	36	46
Larceny of Property Lost, Mislaid, or Delivered by Mistake	127	340	474	24	7
Negligent Burning or Exploding	3	0	1	5	
Pick Pocketing	16	8	4	1	1
Possession of stolen property	0	0	0	0	2
Reckless Endangerment of Property	8	16	10	14	18
Robbery	12	35	24	6	2
Solicitation to commit burglary	0	0	0	1	1
Theft of Service	7	19	17	13	11
Identity Theft	0	0	0	0	2
Trespass	15	9	11	14	19
Unauthorized Use of Property	8	7	4	3	6
Offences against State and Public order	342	303	235	526	550
Abandonment of a Person in Danger	0	0	0	0	
Breach of public order and tranquility	0	0	0	93	202
Caretaker's Negligence Causing Loss or Larceny of Ku, Sung, Thuk-Ten, Zung or antique	3	1	1	0	
Criminal Attempt to offence against Ku, Sung, Thuk-Ten or Zung	12	13	2	9	2
Criminal Attempt to criminal nuisance	0	0	0	16	4
Criminal Nuisance	0	0	1	103	53
Contempt of court	0	0	0	0	1
Cheating by impersonation using a computer	0	0	0	0	2
Damage to Cultural or National Heritage Property and National Monuments	0	0	0	2	
Damage to Religious Objects		0	1	0	1
Disorderly Conduct	2	2	5	4	6
Endangerment of a Public Water Source	0	0	1	0	
Espionage	0	0	0	1	
Environment pollution	0	0	0	0	1
Failure to assist Lawful authority	1	0	0	0	3

Failure to report a crime	0	0	0	4	6
Gambling	24	28	8	31	18
Harassment	58	76	64	83	98
Illegal Immigration	0	0	4	3	3
Illegal Purchase or Sale of an antique	1	1	1	1	1
Illegal Purchase or Sale of Ku-Sung-Thuk-Ten or Zung	0	0	0	1	
Illegal Sale of alcohol	0	0	0	0	
Illegal Transportation of Immigrant	0	1	0	6	2
Impersonation of an official	0	2	2	2	2
Impersonation of Uniformed Personnel	0	0	1	4	1
Larceny of antique	3	4	6	6	2
Lewd and Lascivious Conduct	0	0	1	0	3
Malicious Mischief	84	66	48	76	62
Obstruction of Lawful authority	10	14	5	17	15
Obstruction of Public Service	1	0	0	1	
Obstruction of Thoroughfare	2	0	1	3	2
Offence against The Ku, Sung, Thuk-Ten, or Zung	129	82	79	45	37
Patronizing a Prostitute	0	1	3	0	
Promotion of Civil Unrest	0	1	1	0	
Promotion of Prostitution	0	1	0	0	1
Prostitution	2	0	0	0	1
Prowling	1	1	0	1	
Public Intoxication	5	2	0	5	15
Reporting of False Information	3	2	0	7	4
Sedition	0	3	0	1	1
Tampering with a Dead Body	1	1	0	1	
Treason	0	0	0	0	1
Terrorism	0	1	0	0	
Miscellaneous Offences	68	45	29	38	21
Computer Pornography	5	3	2	1	1
Display of Weapon	22	31	17	30	16
False alarm	0	3	0	0	

Illegal Hunting or Fishing	2	3	2	2	1
Illegal Manufacturing of a Fire arms, ammunition, Explosive or Other Lethal Weapons	0	0	0	1	
Illegal Possession of a Firearm, ammunition, Explosive, or Other Lethal weapon	7	4	1	1	2
Unlawful Collection	0	0	0	0	1
Illegal Sale and Use of Harmful Chemical Substance	0	0	2	0	
Illegal Sale or Purchase of a Firearm, ammunition, Explosive or Other Lethal Weapons	1	0	0	0	
Illegal Transaction of Controlled Substances	0	0	3	1	
Possession of a Controlled Substance	11	0	2	1	
Risking the Protected Species	0	1	0	0	
Sale of a Prescription for a Controlled Substances	19	0	0	0	
Tampering with Computer Materials	1	0	0	1	
Commercial Crime, Fraud, Corruption and Related Offences	69	89	158	151	214
Breach of Contract					3
Black Mail	0	1	0	1	
Bribery	0	1	0	0	
Counterfeiting	2	3	0	0	1
Criminal attempt to Deceptive Practice	0	1	0	0	
Criminal attempt to Smuggling	0	1	0	0	
Deceptive Practice	6	25	33	44	101
Defamation	7	6	10	37	24
Embezzlement	4	4	6	2	6
Execution of a Document by Deception	0	0	0	0	
Forgery	24	12	23	17	28
Fraudulent Cheque Writing	13	23	61	40	24
Fraudulent obtaining of insurance					1
Fraudulent Insolvency	0	0	1	0	
Libel	6	3	5	10	21
Money Laundering	0	4	0	0	
Official Misconduct	0	0	1	0	1
Smuggling	6	5	17	0	3

Tampering With Documents	1	0	1	0	1
Solicitation, Conspiracy and aiding and abetting	3	0	0	0	1
Aiding and abetting	1	0	0	0	
Criminal Conspiracy	1	0	0	0	1
Solicitation	1	0	0	0	
Offence Related to Child Care and Protection Act, 2011	0	7	5	7	9
Child Abuse					3
Child Battery	0	7	4	7	5
Cruelty to a Child	0	0	1	0	
Harsh or degrading correction or punishment	0	0	0	0	1
Offences Related to Domestic Violence Prevention Act, 2013	0	0	2	33	268
Economic Abuse	0	0	0	2	3
Emotional Abuse	0	0	2	31	37
Physical Abuse	0	0	0	0	228
Offences Related to Narcotic Drugs, Psychotropic Substance and Substance Abuse Act, 2015	555	620	667	455	291
Criminal Attempt to Illicit Trafficking of Narcotic Drugs and Psychotropic Substances	0	0	0	1	2
Illegal cultivation, domestication or harvest of cannabis and its derivatives	0	1	0	0	
Illegal Diversion of Precursor Chemicals	0	0	1	0	
Illegal Possession of Cannabis and Its Derivatives	58	41	7	1	4
Illegal Possession of Narcotics Drugs and Psychotropic Substances	11	3	6	0	1
Illegal Sale of Inhalants or Solvents	0	0	2	1	
Illicit activities Involving Equipment and Materials	0	0	1	0	
Illicit Trafficking of Cannabis and Its Derivatives	41	3	28	18	21
Illicit Trafficking of Narcotic Drugs and Psychotropic Substances	200	151	157	76	54
Illicit Trafficking of Precursor Chemicals	0	0	2	0	
Non-Compliance with License	0	0	1	0	
Offence of Substance Abuse	245	419	455	356	205
Offence of Substance Abuse By Minor	0	0	7	2	4

Sale or distribution of inhalants or solvents to minors	0	2	0	0	
Other Offences	37	38	41	51	30
Conveyances of unauthorized articles	0	0	0	0	
Offences related to Tobacco Control Act, 2010	37	38	41	50	30
Offences related to Land Act of Bhutan, 2007	0	0	0	1	
Grand Total	4,080	4,310	4,085	3,062	3,091

Source: Crime and Operation Branch, Thimphu (2021)

Chapter 3: Non-Criminal Incidents

An incident that is not criminal in nature is referred to as a non-criminal incident. Non- criminal incidents reported to the Royal Bhutan Police include natural death, unnatural death, attempted suicide, unintentional injury, and missing of persons.

In 2021 there were 361 non-criminal incidents recorded. In 2021, 185 unnatural deaths and 141 reported missing persons were the most often reported non-criminal events. 100 of the 185 unnatural deaths were suicides. Out of all non-criminal cases, there were 51.24% unnatural deaths and 39.06% missing persons.

Figure 3.1: Total number of non-criminal incidents, 2021

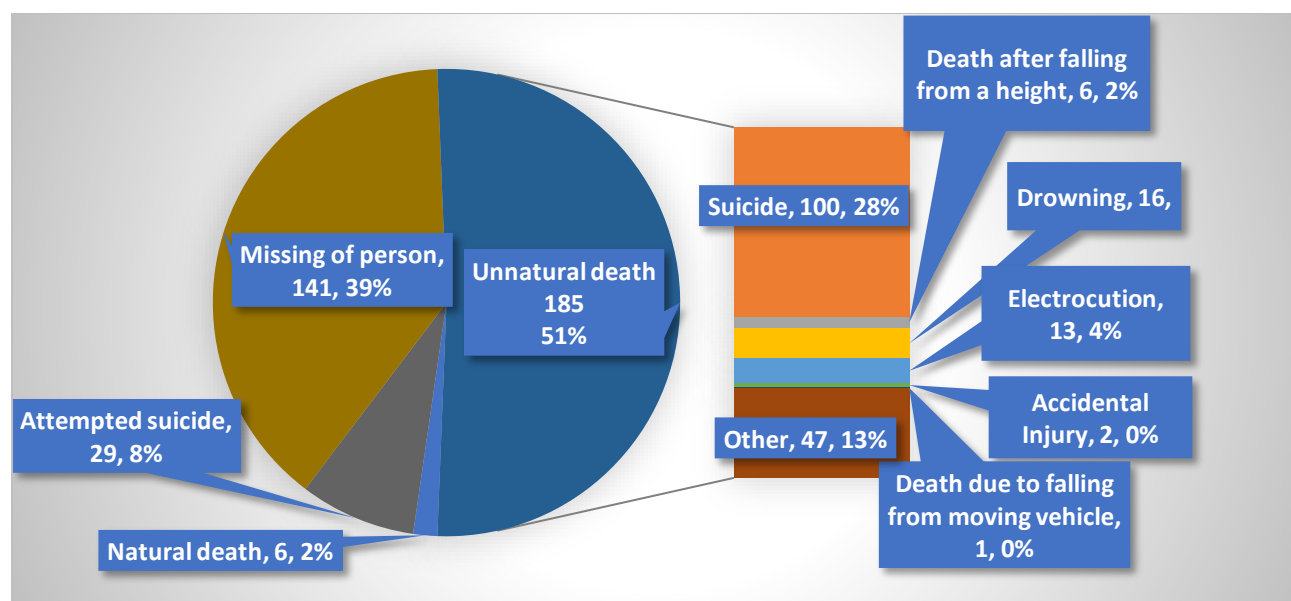


TABLE 3.1: NUMBER OF NON-CRIMINAL INCIDENTS Month Wise, 2021

Non-criminal Incident	Jan	Feb	Mar	Apr	May	Jun	Jul	Aug	Sep	Oct	Nov	Dec	Total
Natural death													
Natural death	0	0	0	0	0	1	0	0	0	0	1	4	6
Unnatural Death													
Suicide	7	10	10	7	8	11	10	5	4	14	7	7	100
Death after falling from a height	0	0	0	0	1	0	0	0	3	0	1	1	6
Drowning	2	1	2	3	0	2	1	1	1	2	1	0	16
Electrocution	2	1	2	3	2	1	1	1	0	0	0	0	13
Accidental Injury				1						1			2
Death due to falling from moving vehicle			1										1
Other	2	13	4	7	4	6	0	5	3	2	1	0	47
Attempted Suicide													
Attempted suicide	3	2	1	1	1	3	5	1	3	3	4	2	29
Missing of person													
Missing of person	9	12	13	10	8	15	12	11	10	20	9	12	141
Total	25	39	32	31	24	39	29	24	24	41	24	26	361

Source: Crime and Operation Branch, Thimphu (2021)

TABLE 3.2: MODE OF SUICIDE, 2017- 2021

Sl.No	Mode	2017	2018	2019	2020	2021	Grand Total
1	Hanging	99	83	97	100	95	474
2	Consuming poisoning/	3	2	1	1	0	7
3	Slitting Wrist/ Throat	0	0	0	1	0	1
4	Stabbing	0	0	2	1	0	3
5	Consuming Drugs/ substances	0	0	0	0	0	0
6	Jumping from bridge & Building	2	4	1	0	3	10
7	Self-immolation	0	0	0	0	1	0
8	Gun shoot	1	0	0	0	0	1
9	Drowning	0	0	1	1	0	2
10	Chronic alcoholic	0	0	1	1	0	2
11	Consumed excessive medicine (PCM)	0	0	0	0	1	1
13	Electrocuted	0	1	0	0	0	1
Total		105	90	103	105	100	503

Source: Crime and Operation Branch, Thimphu (2021)

Table 3.2 provides statistics on the different suicide methods. In 2021, 95 persons committed suicide by hanging, 3 died after jumping from a bridge or building, 1 died by self-immolation, and 1 died after taking too much medication. 100 individuals died by suicide in total in 2021.

TABLE 3.3: NUMBER OF PERSONS WHO COMMITTED SUICIDE BY AGE AND GENDER 2021

Year	Below 12 yrs		13 - 19yrs		20 - 39yrs		40 - 59yrs		60 yrs & above	
Gender	Male	Female	Male	Female	Male	Female	Male	Female	Male	Female
2021	2	0	6	9	34	11	18	6	11	3

TABLE 3.4: NUMBER OF NON-CRIMINAL INCIDENTS BY DZONGKHAG, 2021

Non-Criminal Incident	Bumthang	Chukha	Dagana	Gasa	Haa	Lhuentse	Mongar	Paro	Pemagatshel	Punakha	Samdrup Jongkhar	Samtse	Sarpang	Thimphu	Trashigang	Trashiyangtse	Trongsa	Tsirang	Wangduephodrang	Zhemgang	Totals
Natural death																					
Natural death	0	1	1	0	0	0	0	0	0	0	1	0	0	3	0	0	0	0	0	0	6
Unnatural Death																					
Death after falling from a height	0	0	0	0	1	0	0	0	1	0	0	0	0	0	0	1	2	1	0	0	6
Drowning	1	1	0	0	2	0	1	0	0	2	0	3	3	3	0	0	0	0	0	0	16
Electrocution	1	0	1	0	0	2	1	2	0	0	1	2	0	1	1	0	0	1	0	0	13
Suicide	0	8	5	0	1	2	4	4	3	6	3	14	11	12	8	2	0	5	7	5	100
Accidental Injury	0	0	0	0	0	0	0	0	0	1	0	1	0	0	0	0	0	0	0	0	2
Death due to falling from moving vehicle	0	0	0	0	0	0	0	0	0	0	0	1	0	0	0	0	0	0	0	0	1
Other	0	1	6	0	0	1	0	10	2	2	4	1	1	4	0	3	2	2	5	3	47
Attempted Suicide																					
Attempted Suicide	0	1	4	0	1	0	0	10	0	0	0	3	1	9	0	0	0	0	0	0	29
Missing of person																					
Missing of person	2	7	2	0	3	4	2	2	1	2	3	8	4	77	1	2	1	4	16	0	141
Total	4	19	19	0	8	9	8	28	7	13	12	33	20	109	10	8	5	13	28	8	361

Source: Crime and Operation Branch, Thimphu (2021)

TABLE 3.5: NUMBER OF NON-CRIMINAL INCIDENTS BY POLICE STATION, 2021

Police Station	Natural death	Death after falling from a height	Death due to falling from moving vehicle	Accidental Injury	Drowning	Electrocution	Suicide	Other	Attempted Suicide	Missing of person	Total
Bumthang PS	0	0	0	0	1	1	0	0	0	2	4
Dagana PS	1	0	0	0	0	1	3	5	0	1	11
Dorokha PS	0	0	0	0	0	1	1	0	1	1	4
Gasa PS	0	0	0	0	0	0	0	0	0	0	0
Gedu PS	0	0	0	0	0	0	1	0	0	2	3
Gelephu PS	0	0	0	0	2	0	8	0	0	2	12
Gyelposhing PS	0	0	0	0	0	0	4	0	0	2	6
Haa PS	0	1	0	0	2	0	1	0	1	3	8
Jomoshangkha PS	0	0	0	0	0	0	1	0	0	2	3
Lhamoizingkha PS	0	0	0	0	0	0	2	1	4	1	8
Lhuentse PS	0	0	0	0	0	2	2	1	0	4	9

Mongar PS	0	0	0	0	0	0	0	0	0	0	0
Nganglam PS	0	0	0	0	0	0	3	2	0	0	5
Norbugang PS	0	0	0	0	1	0	5	0	0	4	10
North Thimphu PS	2	0	0	0	1	0	3	3	4	21	34
Panbang PS	0	0	0	0	0	0	2	2	0	0	4
Paro PS	0	0	0	0	0	2	4	10	10	2	28
Pasakha PS	0	0	0	0	0	0	0	1	0	1	2
Pemagatshel PS	0	1	0	0	0	0	0	0	0	1	2
Pendenling PS	0	0	0	0	0	0	0	0	1	0	1
Phuentsholing PS	0	0	0	0	1	0	7	0	1	3	12
Punakha PS	0	0	0	1	2	0	6	2	0	2	13
Sakteng PS	0	0	0	0	0	0	1	0	0	0	1
Samdrup Choling PS	1	0	0	0	0	0	1	0	0	1	3
Samdrup Jongkhar PS	0	0	0	0	0	1	1	4	0	0	6
Samtse PS	0	0	1	1	2	1	5	0	0	2	12
Sarpang PS	0	0	0	0	1	0	3	1	1	2	8
South Thimphu PS	0	0	0	0	0	0	4	1	0	39	44

Tashichholing PS	0	0	0	0	0	0	3	1	1	1	6
Thimphu PS	1	0	0	0	2	1	5	0	5	17	31
Thrimshing PS	0	0	0	0	0	0	0	0	0	0	0
Trashigang PS	0	0	0	0	0	0	3	0	0	1	4
Trashiyangtse PS	0	1	0	0	0	0	2	3	0	2	8
Trongsa PS	0	2	0	0	0	0	0	2	0	1	5
Tsimasham PS	1	0	0	0	0	0	0	0	0	1	2
Tsirang PS	0	1	0	0	0	1	5	2	0	4	13
Wamrong PS	0	0	0	0	0	1	4	0	0	0	5
Wangdue PS	0	0	0	0	0	0	6	3	0	12	21
Weringla PS	0	0	0	0	1	1	0	0	0	0	2
Zawakha PS	0	0	0	0	0	0	1	2	0	4	7
Zhemgang PS	0	0	0	0	0	0	3	1	0	0	4
Total	6	6	1	2	16	13	100	47	29	141	361

Source: Crime and Operation Branch, Thimphu (2021)

TABLE 3.6: NUMBER OF NON-CRIMINAL INCIDENT BY DIVISION AND TYPE OF OFFENCE, 2021

Non-Criminal Incident	Div-I Paro	Div-II Punakha	Div-III Phuentsholing	Div-IV Samtse	Div-V Gelephu	Div-VI Tsirang	Div-VII Trongsa	Div-VIII Samdrup Jongkhar	Div-IX Trashigang	Div-X Mongar	Div-XI Thimphu	Div-XII Wangdue	Div-XIII Bumthang	Div-XIV Trashiyangtse	Total
Natural death															
Natural death	0	0	1	0	0	1		1			3				6
Unnatural Death															
Death after falling from a height	1	0	0	0	0	1	2	1	0	0	0	0	0	1	6
Death from falling tree	0	0	0	0	0	0	0	0	0	0	0	0	0	0	0
Drowning	2	2	3	3	1	0	0	0	0	1	3	0	1	0	16
Electrocution	2	0	0	2	0	2	0	1	1	3	1	0	1	0	13
Suicide	5	6	10	14	16	8	0	6	8	6	12	7	0	2	100
Accidental Injury	0	1	0	1	0	0	0	0	0	0	0	0	0	0	2
Death due to falling from moving vehicle	0	0	0	1	0	0	0	0	0	0	0	0	0	0	1
Other	10	2	2	1	4	7	2	6	0	1	4	5	0	3	47
Attempted Suicide															
Attempted Suicide	11	0	5	3	1	0	0	0	0	0	9	0	0	0	29
Missing of person															
Missing of person	5	2	8	8	4	5	1	4	1	6	77	16	2	2	141
Total	36	13	29	33	26	24	5	19	10	17	109	28	4	8	361

Source: Crime and Operation Branch, Thimphu (2021)

TABLE 3.7: NUMBER OF NON-CRIMINAL INCIDENTS BY AGE WISE, 2021

Age Group	Attempted Suicide	Death after falling from a height	Drowning	Electrocution	Missing of person	Natural death	Death due to falling from moving vehicle	Accidental Injury	Suicide	Other	Total
Below 10	0	0	1	0	3	0	0	0	0	0	4
10-14	0	0	0	0	11	0	0	0	3	0	14
15-19	3	0	3	1	49	0	0	0	14	3	73
20-24	9	0	2	0	15	0	1	0	15	5	47
25-29	4	1	2	2	17	1	0	1	8	4	40
30-34	9	0	1	2	5	0	0	0	14	4	35
35-39	4	3	1	1	8	0	0	0	8	10	35
40-44	0	0	0	3	7	0	0	0	12	2	24
45-49	0	0	1	0	6	2	0	1	6	4	20
50-54	0	0	0	1	8	0	0	0	5	3	17
55-59	0	0	2	0	2	1	0	0	1	4	10
60-64	0	1	1	1	3	0	0	0	4	4	14
65-69	0	0	1	0	2	0	0	0	3	1	7
70-74	0	0	0	0	2	0	0	0	3	0	5
75-79	0	1	1	1	1	2	0	0	0	1	7
80-84	0	0	0	1	1	0	0	0	1	0	3
Above 84	0	0	0	0	1	0	0	0	3	2	6
Total	29	6	16	13	141	6	1	2	100	47	361

Source: Crime and Operation Branch, Thimphu (2021)

TABLE 3.8: NUMBER OF NON-CRIMINAL INCIDENTS BY NATIONALITY, 2021

Non-Criminal Incident	Foreigner			Bhutanese			Total		
	Male	Female	Total	Male	Female	Total	Male	Female	Total
Natural death									
Natural death	0	0	0	3	3	6	3	3	6
Unnatural Death									
Death after falling from a height	1	0	1	4	1	5	5	1	6
Drowning	1	0	1	12	3	15	13	3	16
Electrocution	0	0	0	8	5	13	8	5	13
Suicide	1	1	2	69	29	98	70	30	100
Accidental Injury	0	0	0	2	0	2	2	0	2
Death due to falling from moving vehicle	0	0	0	1	0	1	1		1
Other	11		11	29	7	36	40	7	47
Attempted Suicide									
Attempted Suicide	0	1	1	8	20	28	8	21	29
Missing of person									
Missing of person	7	0	7	71	63	134	78	63	141
Total	21	2	23	207	131	338	228	133	361

Source: Crime and Operation Branch, Thimphu (2021)

Chapter 4: Person Arrested

In 2021, there were 3585 persons arrested out of which 428 were female and 3157 were male.

Figure 4.1 depicts the number of people arrested in 2021 for various offences. Battery ranked among the most common causes of arrest in 2021. Of the 3585 people detained, 1047 were charged with battery, followed by 473 with drug abuse.

Battery and substance abuse were both the most common crimes in 2020, however in 2021, battery had increased by 92 people while substance abuse had declined by 161. Total persons arrested in 2021 decreased by 0.11% from 2020 which constituted a decrease in the number of people arrested by 4 persons.

Figure 4.1: Total number of Persons Arrested, 2021

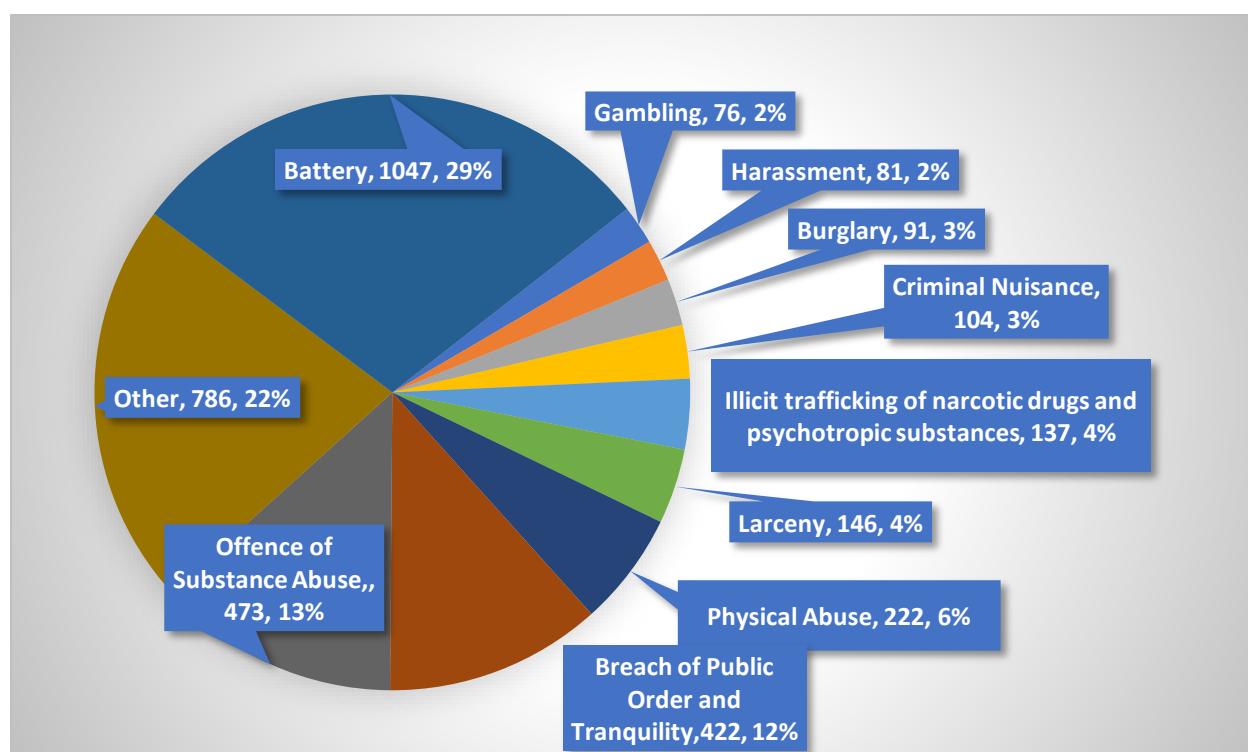


Figure 4.2: Total number of Arrestees by age, 2021

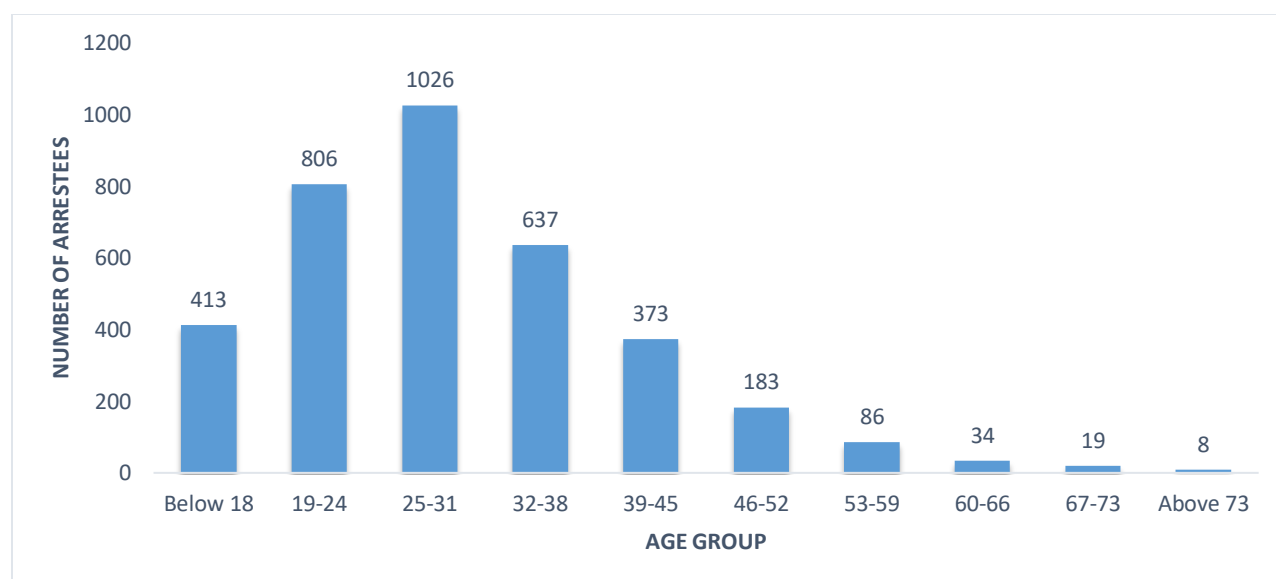


Figure 4.2 shows that the age group 25 to 31 has the highest arrests (1026), while the age group above 73 has the lowest arrests (8).

The arrest rate was 47.41%, meaning that out of every 10,000 people, 47 were arrested.

TABLE 4.1: SUMMARY OF NUMBER OF PERSONS ARRESTED NATIONALITY-WISE BY ACTS OF BHUTAN, 2021

Offence	Bhutanese			Non-Bhutanese			Total		
	Female	Male	Total	Female	Male	Total	Female	Male	Total
Offence related to Penal Code of Bhutan, 2004	331	2206	2537	3	37	40	334	2243	2577
Offence related to Domestic Violence Prevention Act, 2013	31	226	257	0	2	2	31	228	259
Offence related to Narcotic Drugs Psychotropic Substances and Substance Abuse Act, 2015	48	644	692	0	0	0	48	644	692
Offence related to Child Care and Protection Act, 2011	3	2	5	0	0	0	3	2	5
Offence related to tobacco control act, 2010	12	39	51	0	1	1	12	40	52
Total	425	3117	3542	3	40	43	428	3157	3585

Source: Crime and Operation Branch, Thimphu (2021)

TABLE 4.2: NUMBER OF PERSON ARRESTED MONTH-WISE BY DZONGKHAG, 2021

Dzongkhag	Jan	Feb	Mar	Apr	May	Jun	Jul	Aug	Sep	Oct	Nov	Dec	Total
Bumthang	0	7	1	5	3	0	0	1	3	3	1	0	24
Chukha	23	21	33	7	33	19	30	20	24	8	61	65	344
Dagana	4	2	3	1	3	12	2	4	1	3	33	1	69
Gasa	0	0	1	0	0	3	0	1	2	0	0	1	8
Haa	5	4	4	11	7	6	13	14	16	4	3	5	92
Lhuntse	0	0	1	0	0	0	0	3	3	0	1	1	9
Mongar	28	3	9	4	3	4	4	0	2	3	6	6	72
Paro	23	5	20	7	20	14	13	13	17	31	28	35	226
Pemagatshel	6	4	3	5	2	3	7	2	3	3	3	5	46
Punakha	19	22	26	15	37	23	26	19	10	40	23	13	273
Samdrup Jongkhar	8	16	6	4	5	5	16	2	8	7	2	5	84
Samtse	15	8	9	13	3	12	19	12	10	13	28	13	155
Thimphu	115	80	80	62	98	77	121	114	117	115	144	105	1228
Sarpang	13	33	17	34	51	36	40	28	20	38	56	15	381
Trashigang	13	4	8	3	4	6	7	3	12	7	8	16	91
Trashi Yangtse	0	4	3	5	0	0	1	5	3	5	3	2	31
Trongsa	20	14	4	4	8	5	6	4	5	1	3	3	77
Tsirang	13	3	3	12	5	4	2	7	4	9	2	6	70
Wangdue	35	34	12	10	24	24	26	11	34	29	15	16	270
Zhemgang	5	2	4	2	0	3	2	0	1	7	8	1	35
Total	345	266	247	204	306	256	335	263	295	326	428	314	3585

Source: Crime and Operation Branch, Thimphu (2021)

TABLE 4.3: NUMBER OF PERSON ARRESTED MONTH-WISE BY POLICE STATION, 2021

Police Station	Jan	Feb	Mar	Apr	May	Jun	Jul	Aug	Sep	Oct	Nov	Dec	Total
Bumthang PS	0	7	1	5	3	0	0	1	3	3	1	0	24
Dagana PS	4	1	3	1	3	0	1	1	1	1	9	1	26
Dorokha PS	3	1	0	2	2	0	1	2	5	2	3	0	21
Gasa PS	0	0	1	0	0	3	0	1	2	0	0	1	8
Gedu PS	5	2	0	0	1	1	2	1	0	2	1	3	18
Gelephu PS	9	27	12	24	45	29	34	20	19	33	46	10	308
Gyelposhing PS	8	0	4	0	0	0	0	0	1	0	5	3	21
Haa PS	5	4	4	11	7	6	13	14	16	4	3	5	92
Jomoshangkha PS	3	3	1	1	2	0	3	0	1	2	0	0	16
Lhamoizingkha PS	0	1	0	0	0	12	1	3	0	2	24	0	43
Lhuentse PS	0	0	1	0	0	0	0	3	3	0	1	1	9
Mongar PS	18	3	5	4	3	4	4	0	1	3	1	3	49
Nganglam PS	3	3	2	1	1	1	3	1	2	0	0	0	17
Norbugang PS	6	1	3	1	0	1	1	5	2	1	1	0	22
North Thimphu PS	33	19	15	14	23	16	44	41	34	50	53	24	366
Panbang PS	0	1	3	1	0	0	0	0	1	0	4	0	10
Paro PS	23	5	20	7	20	14	13	13	17	31	28	35	226
Pasakha PS	9	0	4	2	6	1	0	1	0	1	5	1	30
Pemagatshel PS	3	1	1	4	1	2	4	1	1	3	3	5	29
Pendenling PS	3	0	3	1	0	4	2	0	0	1	9	3	26
Phuentsholing PS	5	18	29	5	23	17	27	17	20	5	55	61	282
Punakha PS	19	22	26	15	37	23	26	19	10	40	23	13	273
Sakteng PS	8	0	0	0	0	1	0	0	2	1	0	0	12
Samdrup Choling PS	4	9	0	0	0	2	3	1	2	5	0	4	30
Samdrup Jongkhar PS	1	4	5	3	3	3	10	1	5	0	2	1	38
Samtse PS	1	5	3	8	0	5	15	2	2	1	13	8	63
Sarpang PS	4	6	5	10	6	7	6	8	1	5	10	5	73
South Thimphu PS	26	20	20	12	23	14	22	27	24	26	36	31	281
Tashichholing PS	2	1	0	1	1	2	0	3	1	8	2	2	23
Thimphu PS	56	41	45	36	52	47	55	46	59	39	55	50	581
Thrimshing PS	1	0	2	1	0	0	2	0	0	0	0	0	6
Trashigang PS	2	1	3	1	2	3	3	2	9	6	7	16	55
Trashiyangtse PS	0	4	3	5	0	0	1	5	3	5	3	2	31
Trongsa PS	20	14	4	4	8	5	6	4	5	1	3	3	77
Tsimasham PS	4	1	0	0	3	0	1	1	4	0	0	0	14
Tsirang PS	13	3	3	12	5	4	2	7	4	9	2	6	70
Wamrong PS	2	3	3	1	2	2	2	1	1	0	1	0	18
Wangdue PS	27	25	4	9	15	9	14	4	28	20	10	14	179
Weringla PS	2	0	0	0	0	0	0	0	0	0	0	0	2
Zawakha PS	8	9	8	1	9	15	12	7	6	9	5	2	91
Zhemgang PS	5	1	1	1	0	3	2	0	0	7	4	1	25
Total	345	266	247	204	306	256	335	263	295	326	428	314	3585

Source: Crime and Operation Branch, Thimphu (2021)

TABLE 4.4: NUMBER OF PERSON ARRESTED MONTH-WISE BY DIVISION, 2021

Division	Jan	Feb	Mar	Apr	May	Jun	Jul	Aug	Sep	Oct	Nov	Dec	Total
Div-I Paro	28	9	24	18	27	20	26	27	33	35	31	40	318
Div-II Punakha	19	22	27	15	37	26	26	20	12	40	23	14	281
Div-III Phuentsholing	23	22	33	7	33	31	31	23	24	10	85	65	387
Div-IV Samtse	15	8	9	13	3	12	19	12	10	13	28	13	155
Div-V Gelephu	18	35	21	36	51	39	42	28	21	45	64	16	416
Div-VI Tsirang	17	4	6	13	8	4	3	8	5	10	11	7	96
Div-VII Trongsa	20	14	4	4	8	5	6	4	5	1	3	3	77
Div-VIII Samdrup Jongkhar	14	20	9	9	7	8	23	4	11	10	5	10	130
Div-IX Trashigang	13	4	8	3	4	6	7	3	12	7	8	16	91
Div-X Mongar	28	3	10	4	3	4	4	3	5	3	7	7	81
Div-XI Thimphu	115	80	80	62	98	77	121	114	117	115	144	105	1228
Div-XII Wangdue	35	34	12	10	24	24	26	11	34	29	15	16	270
Div-XIII Bumthang	0	7	1	5	3	0	0	1	3	3	1	0	24
Div-XIV Trashiyangtse	0	4	3	5	0	0	1	5	3	5	3	2	31
Total	345	266	247	204	306	256	335	263	295	326	428	314	3585

Source: Crime and Operation Branch, Thimphu (2021)

TABLE 4.5: NUMBER OF PERSON ARRESTED AGE-WISE BY TYPES OF OFFENCES, 2021

Offence	Below 18	19-24	25-31	32-38	39-45	46-52	53-59	60-66	67-73	Above 73	Total
Offence related to Penal Code of Bhutan, 2004											
Aiding and abetting (Burglary)	0	1	0	0	0	0	0	0	0	0	1
Aiding and abetting of Larceny	0	0	0	0	0	0	1	0	0	0	1
Arson	0	0	0	0	1	0	1	0	0	0	2
Assault	3	6	16	8	4	3	4	2	1	0	47
Auto stripping	0	7	4	3	0	0	0	0	0	0	14
Battery	14 2	229	277	205	105	47	23	10	6	3	1047
Bestiality	0	1	0	1	0	0	0	0	0	0	2
Breach of contract	0	0	0	0	1	0	0	0	0	0	1
Breach of public order and tranquillity	17	67	118	95	59	39	19	4	4	0	422
Breach of Trust	0	0	0	0	3	0	0	0	0	0	3
Bribery	0	0	0	0	0	0	1	0	0	0	1
Burglary	37	24	24	4	1	1	0	0	0	0	91
Cheating by impersonation using a computer	0	1	0	0	0	0	0	0	0	0	1
Child Molestation	1	1	1	3	2	4	1	1	0	2	16
Contempt of court	0	0	0	1	0	1	0	0	0	0	2
Criminal Attempt to burglary	2	0	1	1	0	0	0	0	0	0	4
Criminal Attempt to Child molestation	0	0	0	2	0	0	0	0	0	0	2
Criminal Attempt to Criminal Nuisance	0	1	2	2	1	1	0	0	0	0	7
Criminal Attempt to gang rape of a married person	0	0	0	1	0	0	0	0	0	0	1
Criminal Attempt to involuntary manslaughter	0	1	0	0	0	0	0	0	1	0	2
Criminal Attempt to Larceny	0	0	2	1	0	0	0	0	0	0	3
Criminal Attempt to marital rape	0	0	0	1	0	0	0	0	0	0	1
Criminal Attempt to murder	1	0	1	0	0	0	0	0	0	0	2
Criminal Attempt to Rape	1	1	1	1	0	0	0	0	0	0	4
Criminal Attempt to rape of a child above twelve years of age	0	0	0	1	0	0	0	0	0	0	1
Criminal Attempt to Rape of a married person	0	1	1	0	1	0	0	0	0	0	3
Criminal Attempt to rape of pregnant woman	0	0	0	1	0	0	0	0	0	0	1
Criminal Attempt to statutory rape	0	1	1	1	0	0	0	0	0	0	3

Criminal Attempt to voluntary manslaughter	0	0	0	1	0	0	0	0	0	0	1
Criminal Conspiracy	0	0	0	0	0	1	0	0	0	0	1
Criminal misappropriation of property	0	1	0	3	1	0	0	0	0	0	5
Criminal nuisance	3	35	36	16	8	3	2	1	0	0	104
Deceptive practice	1	2	18	11	26	3	0	0	0	0	61
Defamation	0	2	0	1	2	2	3	0	0	0	10
Disorderly conduct	0	1	3	1	0	1	0	0	0	0	6
Display of weapon	0	0	7	2	0	0	1	0	2	0	12
Embezzlement	0	0	3	0	0	1	0	0	0	0	4
Endangerment of a child	2	4	2	3	0	1	0	0	0	0	12
Environment pollution	0	0	0	0	0	1	0	0	0	0	1
Escape from lawful custody	1	0	0	1	0	0	0	0	0	0	2
Failure to assist lawful authority	0	0	0	3	0	0	1	0	0	0	4
Failure to report a crime	0	4	2	2	2	3	0	0	0	0	13
Forgery	0	0	11	3	4	1	1	2	1	0	23
Fraudulent cheque writing	0	0	1	2	1	1	0	0	0	0	5
Fraudulent obtaining of insurance	0	0	1	1	0	0	0	0	0	0	2
Gambling	0	2	26	20	18	8	1	1	0	0	76
Genetic interference	0	0	0	0	1	0	0	0	0	0	1
Harassment	2	8	20	17	17	9	3	3	1	1	81
Harsh or degrading correction or punishment	0	0	0	0	0	1	0	0	0	0	1
Identity Theft	0	1	0	0	0	0	0	0	0	0	1
Illegal abortion	0	0	1	0	0	0	0	0	0	0	1
Illegal hunting or fishing	0	0	2	1	0	0	0	0	0	0	3
Illegal immigration	0	2	1	2	0	0	0	0	0	0	5
Illegal possession of a firearm, ammunition, explosive, or other lethal weapon	0	0	2	1	0	0	0	0	0	0	3
Illegal purchase or sale of an antique	0	0	0	0	0	1	0	0	0	0	1
Illegal transportation of immigrant	0	0	0	1	0	0	0	0	0	0	1
Impersonation of an official	0	0	0	0	2	0	0	0	0	0	2
Impersonation of uniformed personnel	0	0	1	0	0	0	0	0	0	0	1
Incest	0	0	1	0	0	0	0	0	0	0	1
Indecent exposure	0	0	1	0	0	0	0	0	0	0	1
Involuntary Manslaughter	5	3	1	1	0	0	0	0	0	0	10
Larceny	22	42	35	26	11	3	3	4	0	0	146
Larceny by deception	0	4	9	7	1	0	0	0	0	0	21
Larceny of antique	0	1	0	0	0	0	0	0	0	0	1
Lewd and lascivious conduct	1	0	1	2	0	0	0	0	1	0	5
Libel	0	0	7	0	2	1	1	0	0	0	11
Malicious Mischief	0	12	16	9	8	6	0	0	0	0	51
Murder	0	0	0	2	0	0	0	0	0	0	2

Obstruction of lawful authority	0	1	8	2	3	2	0	0	0	0	16
Obstruction of thoroughfare	1	0	0	0	0	1	0	0	0	0	2
Offence against the Ku, Sung, Thuk-ten, or Zung	0	0	2	1	2	0	1	0	0	0	6
Possession of stolen property	0	0	0	0	1	0	0	1	0	0	2
Promotion of prostitution	1	2	1	0	0	0	0	0	0	0	4
Public intoxication	1	8	13	2	1	1	0	0	0	0	26
Rape	0	0	5	0	1	0	0	0	0	0	6
Rape of a child above 12 years of age	9	15	18	8	0	2	1	0	0	0	53
Rape of a married person	0	1	1	2	0	0	0	1	0	0	5
Reckless endangerment	0	1	1	0	0	0	1	0	0	0	3
Reckless endangerment of property	0	3	3	2	0	0	0	0	0	1	9
Reporting of false information	0	0	0	1	0	0	0	0	0	0	1
Sedition	0	0	1	0	0	0	0	0	0	0	1
Sexual Harassment	0	0	5	5	2	2	2	0	0	0	16
Smuggling	0	1	0	0	0	0	0	0	0	0	1
Solicitation to commit burglary	0	1	1	1	0	1	0	0	0	0	4
Statutory Rape	0	2	2	2	1	0	1	0	0	0	8
Theft of service	0	0	0	1	1	0	0	0	0	0	2
Treason	0	0	1	0	0	0	0	0	0	0	1
Trespass	1	12	6	0	2	2	1	0	0	0	24
Unauthorized use of property	0	0	2	0	0	0	1	0	0	0	3
Unlawful Collection	0	0	1	0	1	1	1	0	0	0	4
Voluntary Manslaughter	0	1	0	1	2	0	0	0	0	0	4
Offence related to Domestic Violence Prevention Act, 2013											
Economic Abuse	0	0	0	0	0	1	0	0	0	0	1
Emotional Abuse	1	2	8	11	5	5	3	1	0	0	36
Physical Abuse	1	15	65	67	47	14	8	2	2	1	222
Offence related to Narcotic Drugs Psychotropic Substances and Substance Abuse Act, 2015											
Criminal Attempt to Illicit trafficking of narcotic drugs and psychotropic substances	0	3	3	0	0	0	0	0	0	0	6
Illegal possession of cannabis and its derivatives	1	3	6	3	0	0	0	0	0	0	13
Illegal possession of narcotics drugs and Psychotropic substances	0	0	0	2	0	0	0	0	0	0	2
Illicit trafficking of cannabis and its derivatives	4	14	14	14	3	1	0	0	0	0	50
Illicit trafficking of narcotic drugs and psychotropic substances	3	42	64	19	7	2	0	0	0	0	137
Solicitation to use controlled drugs or substances	0	0	0	1	0	0	0	0	0	0	1
Offence of Substance Abuse	14 0	206	114	8	4	1	0	0	0	0	473
Offence of Substance Abuse by minor	9	0	0	0	0	0	0	0	0	0	9
Offence related to Child Care and Protection Act, 2011											
Child Battery	0	0	1	1	0	1	0	0	0	0	3

Child Abuse	0	0	1	0	0	0	0	0	0	0	1
Assault of a Child	0	0	0	1	0	0	0	0	0	0	1
Offence related to tobacco control act, 2010											
Buy tobacco or tobacco products	0	1	0	1	1	0	0	0	0	0	3
Knowingly transport tobacco or tobacco Products without proof of tax and duty Payments or beyond the permissible quantity and type determined by Parliament	0	1	1	2	1	1	0	0	0	0	6
Possess tobacco or tobacco products without proof of tax and duty payments or beyond the permissible quantity and type determined by	0	0	0	3	1	0	0	0	0	0	4
Sell or distribute tobacco or tobacco products	0	0	2	0	0	1	0	1	0	0	4
Smuggling of tobacco and tobacco products	0	5	19	5	5	1	0	0	0	0	35
Total	41 3	806	1026	637	373	183	86	34	19	8	3585

Source: Crime and Operation Branch, Thimphu (2021)

TABLE 4.6: SUMMARY OF PERSONS ARRESTED AGE-WISE BY ACTS OF BHUTAN, 2021

Offence	Below 18	19-24	25-31	32-38	39-45	46-52	53-59	60-66	67-73	Above 73	Total
Offence Related to Penal code of Bhutan,2004	254	514	728	499	299	155	75	30	17	7	2578
Offence related to Domestic Violence Prevention Act, 2013	2	17	73	78	52	20	11	3	2	1	259
Offence related to Narcotic Drugs Psychotropic Substances and Substance Abuse Act, 2015	157	268	201	47	14	4	0	0	0	0	691
Offence related to Child Care and Protection Act, 2011	0	0	2	2	0	1	0	0	0	0	5
Offence related to tobacco control act, 2010	0	7	22	11	8	3	0	1	0	0	52
Total	413	806	1026	637	373	183	86	34	19	8	3585

Source: Crime and Operation Branch, Thimphu (2021)

TABLE 4.7: NUMBER OF PERSON ARRESTED OFFENCE-WISE BY NATIONALITY, 2021

Offence	Bhutanese			Foreigner			Total		
	Female	Male	Total	Female	Male	Total	Female	Male	Total
Offence related to Penal Code of Bhutan, 2004	331	2206	2537	3	37	40	334	2243	2577
Aiding and abetting (Burglary)	0	1	1	0	0	0	0	1	1
Aiding and abetting of Larceny	0	1	1	0	0	0	0	1	1
Arson	0	2	2	0	0	0	0	2	2
Assault	6	41	47	0	0	0	6	41	47
Auto stripping	0	14	14	0	0	0	0	14	14
Battery	119	920	1039	0	8	8	119	928	1047
Bestiality	0	2	2	0	0	0	0	2	2
Breach of contract	0	1	1	0	0	0	0	1	1
Breach of public order and tranquillity	79	333	412	2	8	10	81	341	422
Breach of Trust	1	2	3	0	0	0	1	2	3
Bribery	1	0	1	0	0	0	1	0	1
Burglary	2	89	91	0	0	0	2	89	91
Cheating by impersonation using a computer	0	0	0	0	1	1	0	1	1
Child molestation	0	15	15	0	1	1	0	16	16
Contempt of court	1	1	2	0	0	0	1	1	2
Criminal Attempt to burglary	0	4	4	0	0	0	0	4	4
Criminal Attempt to Child molestation	0	2	2	0	0	0	0	2	2
Criminal Attempt to Criminal Nuisance	0	7	7	0	0	0	0	7	7
Criminal Attempt to gang rape of a married person	0	1	1	0	0	0	0	1	1
Criminal Attempt to involuntary manslaughter	0	2	2	0	0	0	0	2	2
Criminal Attempt to Larceny	0	3	3	0	0	0	0	3	3
Criminal Attempt to marital rape	0	1	1	0	0	0	0	1	1
Criminal Attempt to murder	0	2	2	0	0	0	0	2	2
Criminal Attempt to Rape	0	4	4	0	0	0	0	4	4
Criminal Attempt to rape of a child above twelve years of age	0	1	1	0	0	0	0	1	1
Criminal Attempt to Rape of a married person	0	3	3	0	0	0	0	3	3

Criminal Attempt to rape of pregnant woman	0	1	1	0	0	0	0	1	1
Criminal Attempt to statutory rape	0	2	2	0	1	1	0	3	3
Criminal Attempt to voluntary manslaughter	0	1	1	0	0	0	0	1	1
Criminal Conspiracy	0	1	1	0	0	0	0	1	1
Criminal misappropriation of property	2	2	4	0	0	0	2	2	4
Criminal nuisance	3	96	99	0	6	6	3	102	105
Deceptive practice	25	34	59	0	2	2	25	36	61
Defamation	4	6	10	0	0	0	4	6	10
Disorderly conduct	1	5	6	0	0	0	1	5	6
Display of weapon	0	12	12	0	0	0	0	12	12
Embezzlement	1	3	4	0	0	0	1	3	4
Endangerment of a child	3	9	12	0	0	0	3	9	12
Environment pollution	0	1	1	0	0	0	0	1	1
Escape from lawful custody	0	2	2	0	0	0	0	2	2
Failure to assist lawful authority	1	2	3	0	1	1	1	3	4
Failure to report a crime	7	6	13	0	0	0	7	6	13
Forgery	5	18	23	0	0	0	5	18	23
Fraudulent cheque writing	2	3	5	0	0	0	2	3	5
Fraudulent obtaining of insurance	1	1	2	0	0	0	1	1	2
Gambling	13	63	76	0	0	0	13	63	76
Genetic interference	0	1	1	0	0	0	0	1	1
Harassment	11	70	81	0	0	0	11	70	81
Harsh or degrading correction or punishment	0	1	1	0	0	0	0	1	1
Identity Theft	0	0	0	0	1	1	0	1	1
Illegal abortion	1	0	1	0	0	0	1	0	1
Illegal hunting or fishing	0	3	3	0	0	0	0	3	3
Illegal immigration	0	1	1	1	2	3	1	3	4
Illegal possession of a firearm, ammunition, explosive, or other lethal weapon	0	3	3	0	0	0	0	3	3
Illegal purchase or sale of an antique	0	1	1	0	0	0	0	1	1
Illegal transportation of immigrant	0	1	1	0	0	0	0	1	1
Impersonation of an official	0	2	2	0	0	0	0	2	2
Impersonation of uniformed personnel	0	1	1	0	0	0	0	1	1
Incest	0	1	1	0	0	0	0	1	1

Indecent exposure	0	1	1	0	0	0	0	1	1
Involuntary Manslaughter	3	6	9	0	1	1	3	7	10
Larceny	5	138	143	0	3	3	5	141	146
Larceny by deception	5	15	20	0	1	1	5	16	21
Larceny of antique	0	1	1	0	0	0	0	1	1
Lewd and lascivious conduct	0	5	5	0	0	0	0	5	5
Libel	4	7	11	0	0	0	4	7	11
Malicious Mischief	5	46	51	0	0	0	5	46	51
Murder	1	1	2	0	0	0	1	1	2
Obstruction of lawful authority	5	10	15	0	1	1	5	11	16
Obstruction of thoroughfare	1	1	2	0	0	0	1	1	2
Offence against the ku, sung, thuk-ten, or zung	0	6	6	0	0	0	0	6	6
Possession of stolen property	1	1	2	0	0	0	1	1	2
Promotion of prostitution	3	1	4	0	0	0	3	1	4
Public intoxication	4	22	26	0	0	0	4	22	26
Rape	0	6	6	0	0	0	0	6	6
Rape of a child above 12 years of age	0	53	53	0	0	0	0	53	53
Rape of a married person	0	5	5	0	0	0	0	5	5
Reckless endangerment	0	3	3	0	0	0	0	3	3
Reckless endangerment of property	2	7	9	0	0	0	2	7	9
Reporting of false information	0	1	1	0	0	0	0	1	1
Sedition	0	1	1	0	0	0	0	1	1
Sexual Harassment	0	16	16	0	0	0	0	16	16
Smuggling	0	1	1	0	0	0	0	1	1
Solicitation to commit burglary	0	4	4	0	0	0	0	4	4
Statutory Rape	0	8	8	0	0	0	0	8	8
Theft of service	0	2	2	0	0	0	0	2	2
Treason	0	1	1	0	0	0	0	1	1
Trespass	0	24	24	0	0	0	0	24	24
Unauthorized use of property	0	3	3	0	0	0	0	3	3
Unlawful Collection	2	2	4	0	0	0	2	2	4
Voluntary Manslaughter	1	3	4	0	0	0	1	3	4
Offence related to Domestic Violence Prevention Act, 2013	31	226	257	0	2	2	31	228	259
Economic abuse	0	1	1	0	0	0	0	1	1
Emotional abuse	2	34	36	0	0	0	2	34	36
Physical abuse	29	191	220	0	2	2	29	193	222

Offence related to Narcotic Drugs Psychotropic Substances and Substance Abuse Act, 2015	48	644	692	0	0	0	48	644	692
Criminal Attempt to Illicit trafficking of narcotic drugs and psychotropic substances	1	6	7	0	0	0	1	6	7
Illegal possession of cannabis and its derivatives	2	11	13	0	0	0	2	11	13
Illegal possession of narcotic drugs and Psychotropic substances	0	2	2	0	0	0	0	2	2
Illicit trafficking of cannabis and its derivatives	3	47	50	0	0	0	3	47	50
Illicit trafficking of narcotic drugs and psychotropic substances	8	129	137	0	0	0	8	129	137
Solicitation to use controlled drugs or substances	1	0	1	0	0	0	1	0	1
Offence of substance abuse	32	441	473	0	0	0	32	441	473
Offence of substance abuse by minor	1	8	9	0	0	0	1	8	9
Offence related to Child Care and Protection Act, 2011	3	2	5	0	0	0	3	2	5
Child Battery	3	0	3	0	0	0	3	0	3
Child abuse	0	1	1	0	0	0	0	1	1
Assault of a child	0	1	1	0	0	0	0	1	1
Offence related to tobacco control act, 2010	12	39	51	0	1	1	12	40	52
Buy tobacco or tobacco products	2	1	3	0	0	0	2	1	3
Knowingly transport tobacco or tobacco products without proof of tax and duty payments or beyond the permissible quantity and type determined by Parliament	2	4	6	0	0	0	2	4	6
Possess tobacco or tobacco products without proof of tax and duty payments or beyond the permissible quantity and type determined by	3	1	4	0	0	0	3	1	4
Sell or distribute tobacco or tobacco products	3	1	4	0	0	0	3	1	4
Smuggling of tobacco and tobacco products	2	32	34	0	1	1	2	33	35
Total	425	3117	3542	3	40	43	428	3157	3585

Source: Crime and Operation Branch, Thimphu (2021)

Chapter 5: Fire Incidents

The Royal Bhutan Police's Fire and Rescue Services Division attended 155 fire incidents in 2021. There were 55 more fire incidents in 2021 compared to 2020, which recorded 100 fire incidents. In the year 2021, a fire incident caused the deaths of four persons.

Figure 5.1: Types of fire incidents, 2021

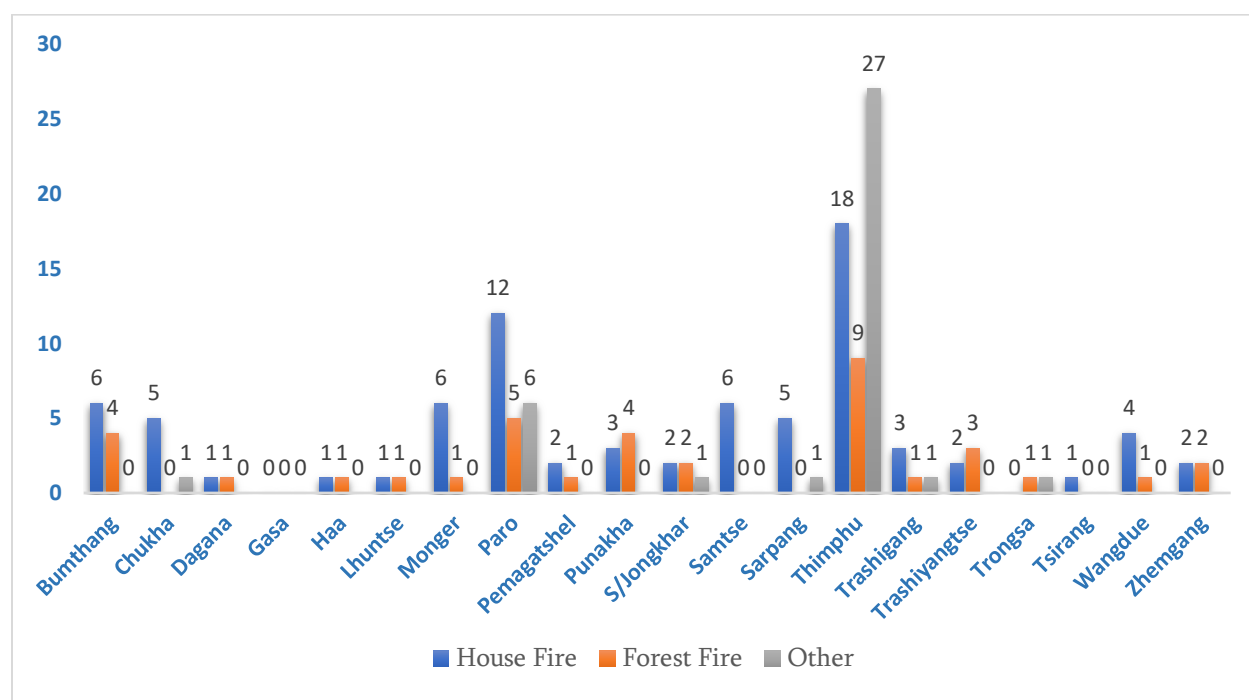


Figure 5.1 depicts the different types of fire incidents by Dzongkhag recorded for the year 2021. Thimphu had the most fire occurrences, with 54, followed by Paro (23).

Figure 5.2: Types of fire incidents percentage-wise, 2021

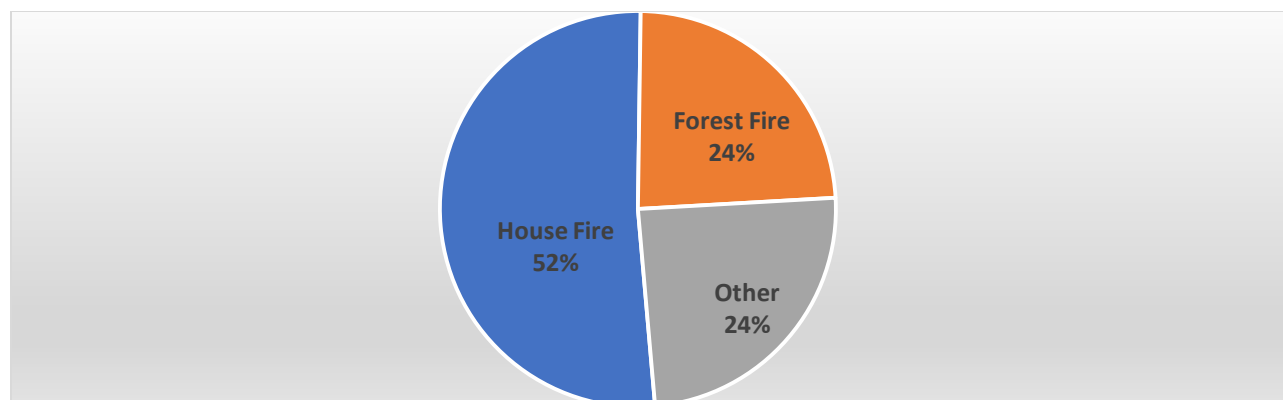


Figure 5.2 depicts the percentage of fire incidents. Among the different types of fire incidents, house fire accounts for 52% followed by forest fire (24%). Other which accounts for 24% of the fire incidents includes incidents like vehicle fire, short-circuit fire, etc.

Figure 5.3: House fire incident, 2021

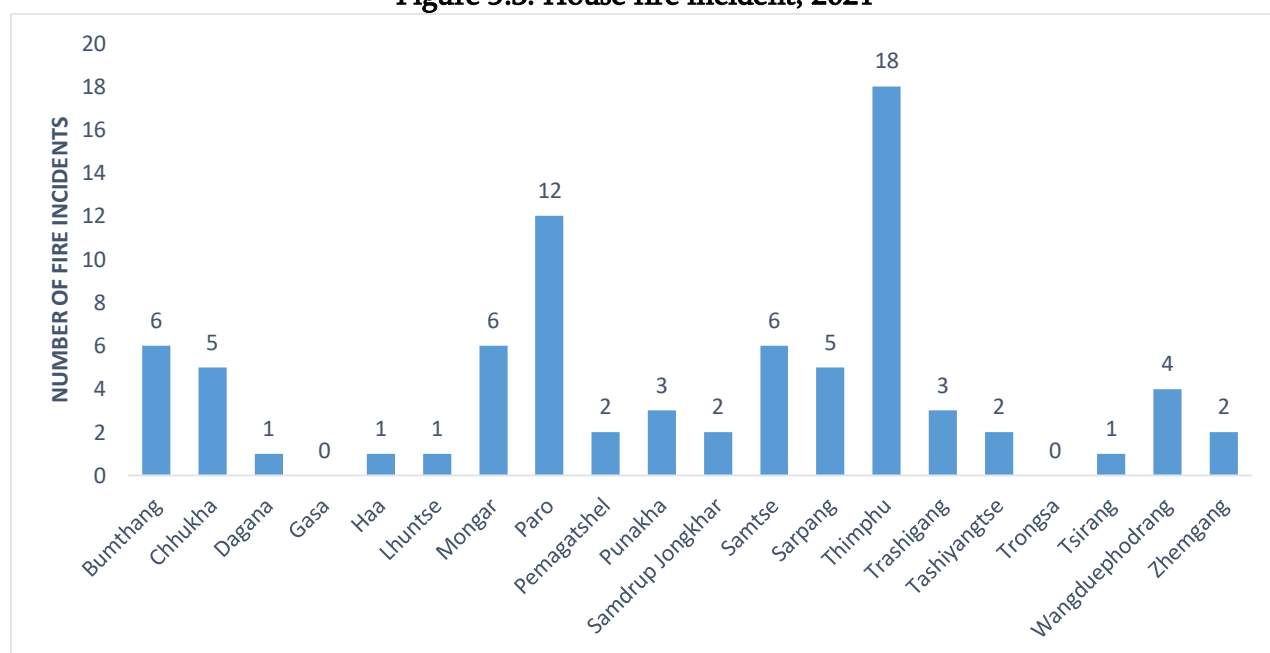


Figure 5.3 shows Thimphu recording the highest number of house fires and the lowest was observed in Trongsa and Gasa with zero incidents.

Figure 5.4: Forest fire incidents, 2021

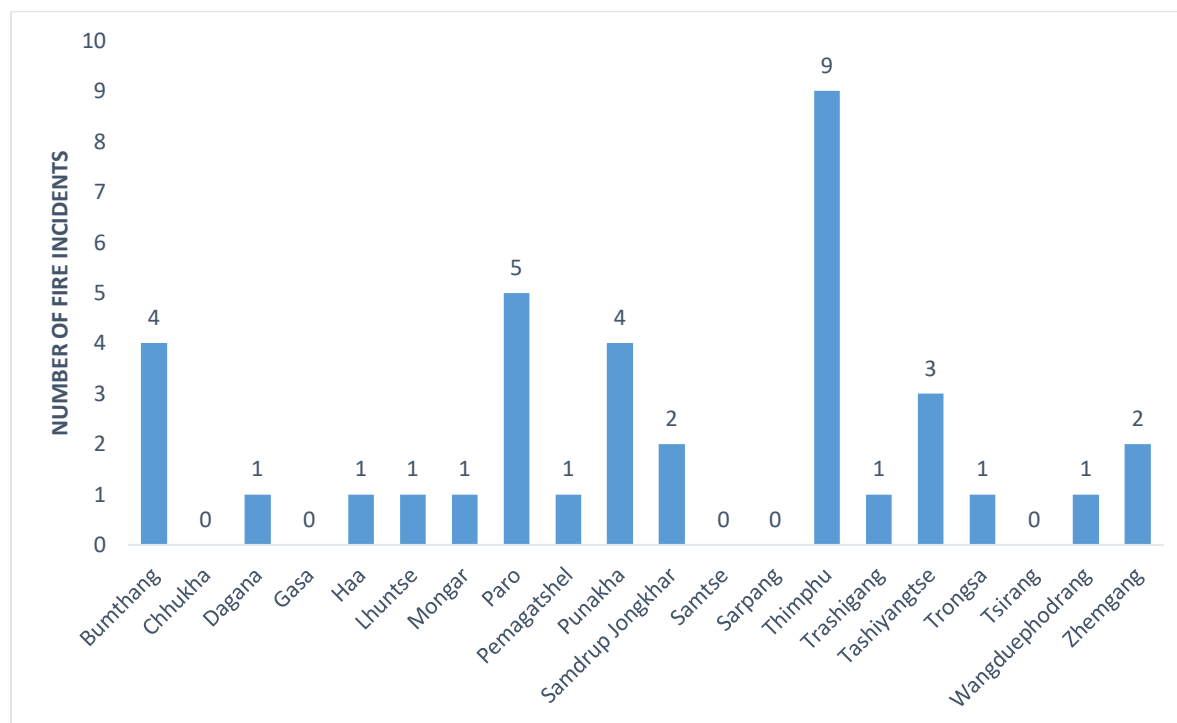


Figure 5.4 depicts numbers of forest fire incidents in the 20 Dzongkhags. Thimphu had the highest number of forest fires and Chukha, Samtse, Sarpang and Tsirang recorded zero forest fire incidents.

TABLE 5.1: TOTAL NUMBER OF PEOPLE INVOLVED IN FIRE-RELATED DEATHS AND INJURIES

Fire Incident	2017		2018		2019		2020		2021	
	M	F	M	F	M	F	M	F	M	F
Fire death	1	3	2	0	2	3	2	1	2	2
Total Person in fire deaths	4		2		5		3		4	
Fire Injured	0	0	0	0	0	0	1	0	0	0
Total Person in fire Injured	0		0		0		1		0	

Source: Fire Division, Thimphu (2021)

The five-year figures show that 2019 had the most fire-related fatalities, followed by 2017 and 2021 with four incidents each. Two males and two females passed away in 2021. From 2017 until 2021, no one was injured, with the exception of one man in 2020.

TABLE 5.2: ACCIDENTAL OR INCIDENTAL FIRE INCIDENTS BY DIVISION, 2021

Division	House Fire		Forest Fire		Others		Total
	Accident	Incident	Accident	Incident	Accident	Incident	
Division I (Paro & Haa)	12	1	5	1	6	0	25
Division II (Punakha & Gasa)	3	0	3	1	0	0	7
Division III (Chhukha)	3	2	0	0	1	0	6
Division IV (Samtse)	6	0	0	0	0	0	6
Division V (Sarpang & Zhemgang)	5	2	2	0	1	0	10
Division VI (Tsirang & Dagana)	2	0	1	0	0	0	3
Division VII (Trongsa)	0	0	1	0	1	0	2
Division VIII (Samdrup Jongkhar & Pemagatshel)	4	0	0	3	0	1	8
Division IX (Trashigang)	3	0	1	0	0	1	5
Division X (Mongar & Lhuentse)	7	0	0	2	0	0	9
Division XI (Thimphu)	13	5	7	2	5	22	54
Division XII (Wangduephodrang)	4	0	0	1	0	0	5
Division XIII (Bumthang)	5	1	2	2	0	0	10
Division XIV (Tashi Yangtse)	2	0	0	3	0	0	5
Total	69	11	22	15	14	24	155

Notes: 1. Others include vehicle fire, electric short circuit fire and bush fire.

2. Fire accident - With damages to property.

3. Fire incident - Minor fire incident without damages to property.

TABLE 5.3: TYPES OF FIRE INCIDENTS BY DIVISION, 2021

Division	House Fire	Forest Fire	Others	Total
Division I (Paro & Haa)	13	6	6	25
Division II (Punakha & Gasa)	3	4	0	7
Division III (Chhukha)	5	0	1	6
Division IV (Samtse)	6	0	0	6
Division V (Sarpang & Zhemgang)	7	2	1	10
Division VI (Tsirang & Dagana)	2	1	0	3
Division VII (Trongsa)	0	1	1	2
Division VIII (Samdrup Jongkhar & Pemagatshel)	4	3	1	8
Division IX (Trashigang)	3	1	1	5
Division X (Mongar & Lhuentse)	7	2		9
Division XI (Thimphu)	18	9	27	54
Division XII (Wangduephodrang)	4	1	0	5
Division XIII (Bumthang)	6	4	0	10
Division XIV (Tashi Yangtse)	2	3	0	5
Total	80	37	38	155

TABLE 5.4: TYPES OF FIRE INCIDENTS BY POLICE STATION, 2021

Police Station/CPC	House Fire	Forest Fire	Bush Fire	Electric short circuit Fire	Vehicle Fire	Total
Bumthang PS	6	4	0	0	0	10
Dagana PS	1	1	0	0	0	2
Dorokha PS	0	0	0	0	0	0
Gasa PS	0	0	0	0	0	0
Gedu PS	0	0	0	0	0	0
Gelephu PS	2	0	0	0	0	2
Gyelposhing PS	3	0	0	0	0	3
Gomtu PS	0	0	0	0	0	0
Haa PS	1	1	0	0	0	2
Jomoshangkha PS	1	1	0	0	0	2
Lhamoizingkha PS	0	0	0	0	0	0
Lhuntse PS	1	1	0	0	0	2
Mongar PS	3	1	0	0	0	4
Nganglam PS	1	0	0	0	0	1
Norbugang PS	0	0	0	0	0	0
Panbang PS	1	0	0	0	0	1
Paro PS	12	5	6	0	0	23
Pasakha PS	0	0	0	0	0	0
Pemagatshel PS	1	1	0	0	0	2
Pendenling PS	1	0	0	0	0	1
Phuntsholing PS	4	0	0	0	1	5
Punakha PS	3	4	0	0	0	7
Sakteng PS	0	0	0	0	0	0
Samdrup Choling PS	0	0	0	0	0	0
Samdrup Jongkhar PS	1	1	1	0	0	3
Samtse PS	2	0	0	0	0	2
Sarpang PS	2	0	1	0	0	3
Tashicholing PS	4	0	0	0	0	4
Thimphu PS	18	9	17	9	1	54
Thrimshing CPC	1	0	0	0	0	1
Trashigang PS	1	1	1	0	0	3
Trashiyangtse PS	2	3	0	0	0	5
Trongsa PS	0	1	0	0	1	2
Tsimasham PS	1	0	0	0	0	1
Tsirang PS	1	0	0	0	0	1
Wamrong PS	1	0	0	0	0	1
Wangdue PS	4	1	0	0	0	5
Weringla PS	0	0	0	0	0	0
Zawakha PS	0	0	0	0	0	0
Zhemgang PS	1	2	0	0	0	3
Total	80	37	26	9	3	155

Source: Fire division, Thimphu (2021)

TABLE 5.5: NUMBERS OF FIRE INCIDENTS BY DIVISION MONTHLY, 2021

Division	Jan	Feb	Mar	Apr	May	Jun	Jul	Aug	Sep	Oct	Nov	Dec	Total
Division I (Paro & Haa)	4	3	3	3	2	1	0	2	0	1	3	3	25
Division II (Punakha & Gasa)	1	3	1	1	0	1	0	0	0	0	0	0	7
Division III (Chhukha)	0	2	1	0	0	0	0	0	1	0	1	1	6
Division IV (Samtse)	1	0	0	2	1	0	0	0	0	1	0	1	6
Division V (Sarpang & Zhemgang)	1	0	1	2	2	0	0	0	0	2	1	1	10
Division VI (Tsirang & Dagana)	1	0	0	0	1	0	0	1	0	0	0	0	3
Division VII (Trongsa)	1	0	0	0	0	0	0	0	1	0	0	0	2
Division VIII (Samdrup Jongkhar & Pemagatshel)	1	2	1	2	1	0	0	0	1	0	0	0	8
Division IX (Trashigang)	0	0	2	2	0	0	0	0	0	0	0	1	5
Division X (Mongar & Lhuentse)	0	2	0	2	1	0	0	0	0	1	0	3	9
Division XI (Thimphu)	2	7	7	2	4	2	2	4	2	7	5	10	54
Division XII (Wangduephodrang)	0	0	1	2	2	0	0	0	0	0	0	0	5
Division XIII (Bumthang)	1	2	0	2	1	1	0	0	0	0	0	3	10
Division XIV (Tashi Yangtse)	0	0	1	3	0	0	0	1	0	0	0	0	5
TOTAL	13	21	18	23	15	5	2	8	5	12	10	23	155

Source: Fire Division, Thimphu (2021)

Chapter 6: Motor Vehicle Accidents

Motor vehicle accidents (MVAs) are traumatic events that occur almost every day in Bhutan. As of September 2021, there were 116,926 vehicles registered with the Road Safety and Transport Authority (RSTA). There were 745 fatal and non-fatal MVA in total.

Figure 6.1: TOTAL NUMBER OF MVAs, 2021

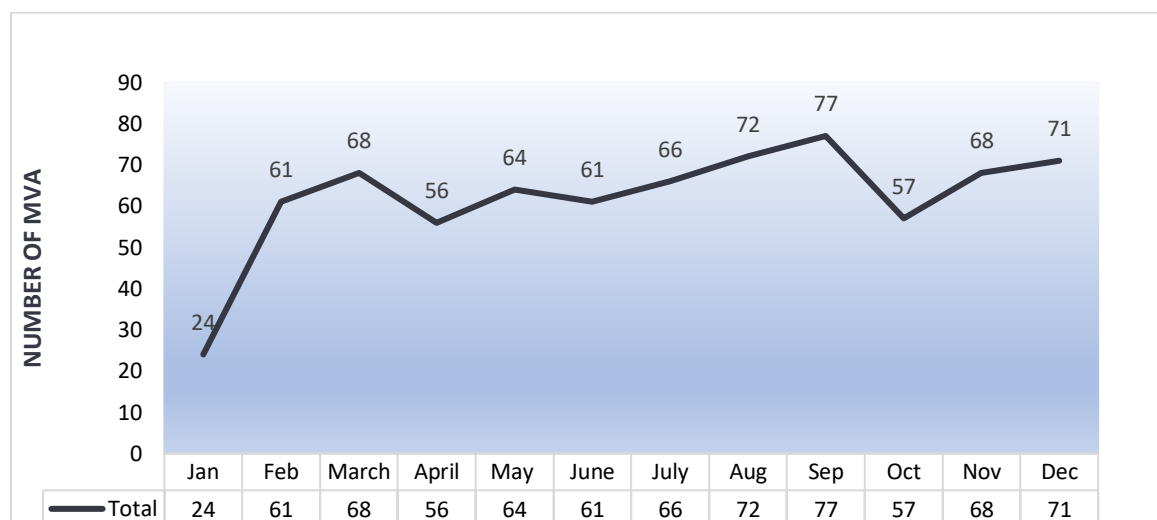
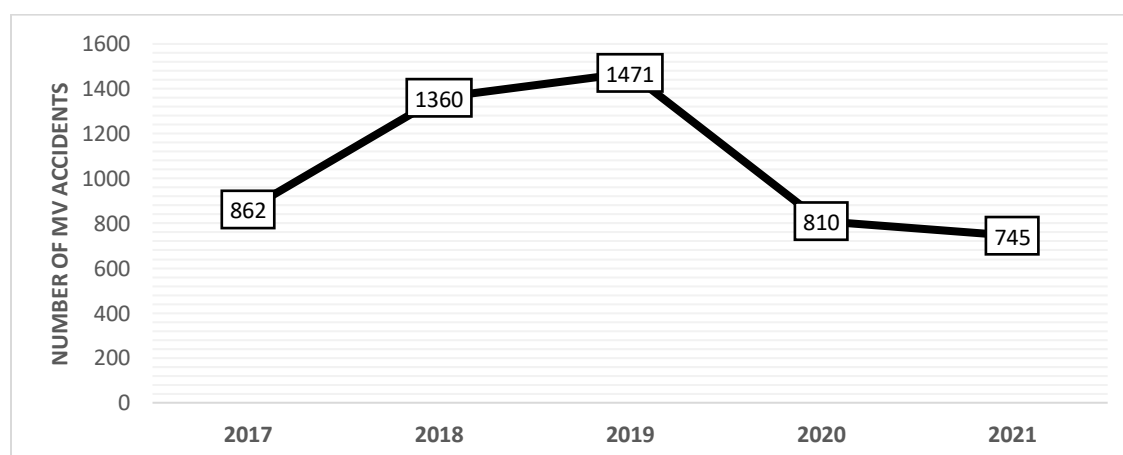
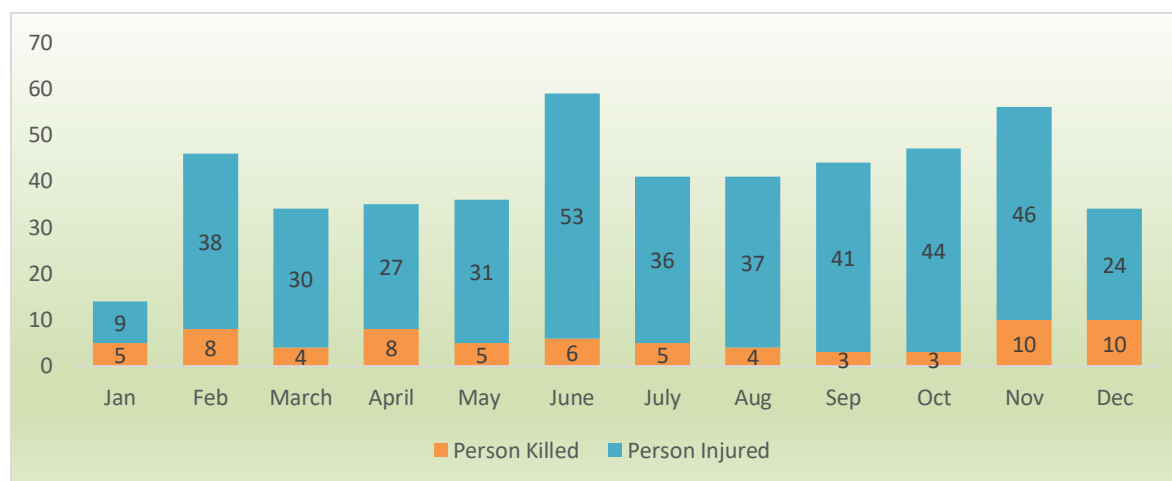


Figure 6.2: Motor vehicle accidents, 2017-2021



Over the past five years, 2021 has the lowest MV accidents with 745 cases.

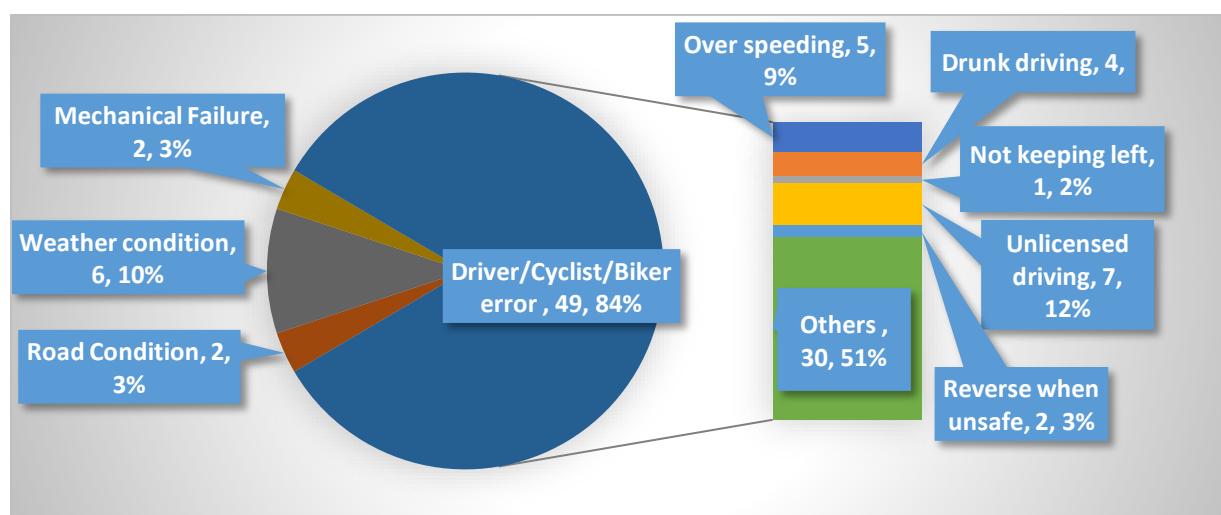
Figure 6.3: Number of Persons Killed and Injured in MVAs, 2021



There were 745 accidents reported in 2021, 71 of which resulted in fatalities, and 674 accidents without fatalities. 416 individuals were injured on the roads, while 71 people were killed. The remaining 258 accidents were minor, resulting in no injuries or fatalities.

Every month, on average, 6 people are killed and 34 are injured in traffic accidents. The accident killed the most people in November and December, with 10 people killed in each month. Similarly, the largest number of injured people in vehicle accidents occurred in June, with 53 people injured, and the lowest number occurred in January, with 9 people injured.

Figure 6.4: Causes of fatal MVAs, 2021



The cause of fatal accidents in percentages for the year 2021 is shown in Figure 6.4. In 2021,

Driver/Cyclist/Biker error accounted for 84% of all fatal accidents. Under the Driver/Cyclist/Biker error, 51% accounted for others followed by unlicensed driving (12%).

TABLE 6.1: NUMBER OF MVAs BY DZONGKHAGS, 2017-2021

Dzongkhag	2017	2018	2019	2020	2021
Bumthang	4	21	6	4	3
Chukha	44	296	347	165	115
Dagana	2	10	19	24	17
Gasa	2	2	6	3	8
Haa	0	21	32	16	23
Lhuntse	3	2	7	2	3
Monger	10	47	13	8	15
Paro	174	172	193	136	141
Pema Gatshel	0	12	40	12	18
Punakha	5	9	76	61	53
S/Jongkhar	12	46	22	17	15
Samtse	21	37	44	36	56
Sarpang	27	27	52	26	14
Thimphu	506	460	469	141	131
Trashigang	21	46	28	30	31
T/Yangtse	4	6	12	14	9
Trongsa	4	13	13	8	18
Tsirang	7	59	37	44	32
Wangdue	13	55	38	37	29
Zhemgang	3	19	17	26	14
Total of MVA	862	1360	1471	810	745

Source: Traffic Division, Thimphu (2021)

TABLE 6.2: SUMMARY STATISTICS OF MVAs BY TYPES OF INCIDENTS

Type of Incidents	Number of MV Accidents
Killed	71
Injured	416
Total	487

Source: Traffic Division, Thimphu (2021)

Table 6.2 reveals that in 2021, there were 745 motor vehicle accidents, resulting in 71 fatalities and 416 injuries. Thus, severe consequences were caused by 65.36 percent of accidents in 2021. The other 258 accidents were minor.

TABLE 6.3: CAUSES OF FATAL MVAs, 2021

Causes	Number
Driver/Cyclist/Biker error	
Over speeding	5
Drunk driving	4
Using cell phone	0

Tailgating	0
Not keeping left	1
Not giving right of way	0
Unsafe overtaking	0
Unlicensed driving	7
Reverse when unsafe	2
Unsafe U-turn	0
Sleep-deprived driving	0
Others	30
Road Condition	
Potholes	0
Damaged road	0
Slippery/Icy surface	1
Sinking road	0
Falling boulders	1
Landslide	0
Illegal speed breaker	0
Improper conning of construction area	0
Others	0
Weather condition	
Heavy rain	0
Snow	0
Fog	2
Windstorm	2
Hailstorm	1
Others	1
Mechanical Failure	
Brake failure	2
Steering failure	0
Tire burst	0
Insufficient headlights	0
Overloading	0
Others	0
Total	59

Source: Traffic Division, Thimphu (2021)

TABLE 6.4: NUMBER OF PERSONS AGE WISE KILLED AND INJURED, 2021

Age Group	Killed		Injured	
	Female	Male	Female	Male
Less Than 10 years	0	0	5	10
10-14	1	0	2	7
15-19	1	1	3	15
20-24	1	4	10	31
25-29	3	8	18	42
30-34	2	10	14	49
35-39	3	11	19	43
40-44	2	7	11	37
45-49	1	6	10	24
50-54	0	4	7	19
55-59	0	3	4	12
60-64	0	2	5	6
65-69	0	0	2	4
70-74	0	0	2	5
Above 74	1	0	0	0
Total	71		416	

Source: Traffic Division, Thimphu (2021)

TABLE 6.5: NUMBER OF MVAs MONTH WISE BY DIVISION, 2021

Division	Jan	Feb	March	April	May	June	July	Aug	Sep	Oct	Nov	Dec	Total
Division 1	0	11	8	8	23	12	14	15	28	14	19	12	164
Division 2	4	5	11	4	7	2	7	3	3	6	2	7	61
Division 3	8	13	16	11	5	4	11	10	6	8	12	13	117
Division 4	0	5	9	3	2	1	3	4	7	4	6	12	56
Division 5	0	2	4	5	0	2	3	0	3	2	3	4	28
Division 6	1	5	1	7	3	5	2	2	5	7	5	4	47
Division 7	0	0	0	1	2	1	1	6	2	2	3	0	18
Division 8	3	2	5	2	2	3	3	2	8	1	0	2	33
Division 9	2	2	2	2	1	3	3	5	3	2	5	1	31
Division 10	1	2	0	2	2	1	1	1	1	1	3	3	18
Division 12	5	5	0	1	1	7	3	3	0	0	1	3	29
Division 13	0	0	0	1	0	0	0	1	1	0	0	0	3
Division 14	0	2	2	0	0	0	3	1	0	0	0	1	9
Traffic Division	0	7	10	9	16	20	12	19	10	10	9	9	131
Total	24	61	68	56	64	61	66	72	77	57	68	71	745

TABLE 6.6: NUMBER OF MVAs MONTH-WISE BY POLICE STATION, 2021

Police Station/CPC	Jan	Feb	March	April	May	June	July	Aug	Sep	Oct	Nov	Dec	Total
Bumthang PS	0	0	0	1	0	0	0	1	1	0	0	0	3
Dagana PS	0	1	2	0	0	0	0	1	3	0	0	1	8
Dorokha PS	0	3	0	0	1	2	0	0	2	6	0	1	15
Gasa PS	0	0	2	2	1	0	0	1	1	0	3	3	13
Gedu PS	0	0	2	1	1	1	2	0	1	0	0	0	8
Gelephu PS	1	6	4	3	2	2	5	4	1	2	4	7	41
Gyelposhing PS	0	0	1	1	0	0	0	0	0	0	0	1	3
Haa PS	1	0	0	1	0	1	0	1	0	0	2	1	7
Jomotshangkha PS	0	0	3	0	2	0	1	4	5	4	2	2	23
Lhamoizingkha PS	0	1	0	0	0	0	1	0	0	0	0	0	2
Lhuntse PS	0	0	0	0	1	1	0	0	0	0	0	0	2
Mongar PS	0	1	0	0	0	0	0	0	1	0	0	1	3
Nganglam PS	0	1	0	0	2	0	1	0	0	1	1	1	7
Norbugang PS	1	0	0	0	0	0	0	0	0	0	0	0	1
Panbang PS	0	0	0	0	0	2	1	0	0	0	0	0	3
Paro PS	0	11	5	8	21	12	13	11	23	10	17	10	141
Pasakha PS	0	0	0	0	0	0	0	0	0	0	0	0	0
Pemagatshel PS	2	0	1	0	2	1	1	1	7	1	0	1	17
Pendenling PS	0	2	0	0	1	1	0	1	0	0	0	0	5
Phuntsholing PS	5	6	8	6	0	1	3	1	4	1	4	3	42
Punakha PS	4	5	9	3	6	1	5	3	2	6	2	7	53
Sakteng PS	0	0	0	0	0	0	0	1	0	0	0	0	1
Samdrup Choling PS	0	0	2	1	0	2	0	0	1	0	0	1	7
Samdrup Jongkhar PS	0	1	2	1	0	0	1	1	0	0	0	0	6
Samtse PS	0	1	5	1	0	0	2	1	3	4	3	8	28
Sarpang PS	0	0	2	0	0	0	2	0	2	1	1	3	11
Tashicholing PS	0	1	0	0	0	0	1	0	0	0	0	0	2
Thimphu PS	0	7	10	9	16	20	12	19	10	10	9	9	131
Thrimshing CPC	0		0	0	0	0	0	0	1	0	0	0	1
Trashigang PS	2	0	2	1	1	2	3	2	1	2	4	1	21
Trashiyangtse PS	0	2	2	0	0	0	3	1	0	0	0	1	9
Trongsa PS	0	0	0	1	2	1	1	6	2	2	3	0	18
Tsimasham PS	2	1	4	2	2	0	3	5	1	5	4	3	32
Tsirang PS	1	2	1	7	2	3	2	2	3	1	5	3	32
Wamrong PS	0	2	0	1	0	1	0	2	1	0	1	0	8
Wangduephodrang PS	3	4	0	1	1	4	1	1	0	0	1	1	17
Weeringla PS	0	0	0	1	0	0	0	0	0	0	0	0	1
Zhawakha PS	2	1	0	0	0	3	2	2	0	0	0	2	12
Zhemgang PS	0	2	1	4	0	0	0	0	1	1	2	0	11
Total	24	61	68	56	64	61	66	72	77	57	68	71	745

Source: Traffic Division, Thimphu (2021)

CONCLUSION

The Royal Bhutan Police's annual statistical yearbook includes an analysis of data from the Thimphu Traffic Division, Fire Service Division, and NCIRS (National Crime and Incident Reporting System) that includes a report on five different incidents. The five incidents that are covered are: a criminal incident, a non-criminal incident, a motor vehicle accident, a fire incident, and the number of arrests.

The most prevalent crimes happening in the country are Battery, Larceny, Physical Abuse, Burglary and Offence of Substance abuse. For the year 2021, the crime rate of the country was 37.3% which means that for every 10,000 people, there were 37 people who were committing a crime. However, the crime rate has decreased in 2021 from 2020 by 8.80%.

The number of criminal incidents recorded in the year 2021 was 2819. Drug crimes encompasses about 9.4% of all criminal activity and within the drug crimes 70% is accounted for offence of substance abuse. Crime against a Person encompasses about 31.83% of all criminal activity with the most prevalent cases being Battery with 79%. The crime against a person decreased by 3.43% in 2021 compared to 2020. Similarly, the crime against a property constituted 25.64% of criminal activity with the prominent cases being Larceny with 36% and Burglary with 31%.

The number of non-criminal incidents recorded for 2021 was 361 with the highest number of cases being unnatural death and Missing of Person. 185 people died unnaturally and 141 people were reported missing. Unnatural death encompasses about 51.24% and missing of persons about 39.06% of the total number of non-criminal incidents. Under 185 recorded cases of unnatural death, 100 recorded cases were of suicide.

Over the past five years, 2021 has the lowest MV accidents with 745 cases. The recorded death and injuries in the MVA were 71 and 416 respectively. On an average, about 6 people are killed and about 34 people are injured in the MVA monthly. Most accidents have occurred in June and the least in January.

The number of people arrested for 2021 was 3585 out of which 428 were female and 3157 were male. 1047 people were arrested due to Battery cases and 473 of substance abuse. The arrest rate was 47.41% which inferred that for every 10,000 persons, there were 47 persons being arrested.

The number of fire incidents recorded was 155 which was an increase by 55 incidents compared to 2020.

Thimphu recorded the highest number of house and forest fires. 2019 had the highest number of persons killed in fire incidents followed by 2017 and 2021 with four incidents each. In 2021, there were two males and two females being killed.

The Royal Bhutan Police's annual publication of the "Statistical Year Book" is based on the official statistics that are reported to police throughout the country. All of the statistics and analysis might not be true as most of the cases get unreported owing to various unforeseeable reasons.

The dark figure of crime is a term that is used by crime experts and sociologists to illustrate the number of committed crimes that are never reported or are never discovered. Hence the statistics doesn't really cover cases that are occurring behind RBP.

If only the stigma and stereotype attached with some cases can be eliminated and reporting of crime becomes more rampant and overt, only can the statistics and analysis come out true. The biggest task right now is to encourage reporting of a crime and minimize under reporting.

Any additional recommendation and suggestion for the improvement of Statistical Year Book from the valuable reader will be highly appreciated.